

A decorative border surrounds the text, featuring various school supplies and fruit. At the top left is a school bus. Along the top are a crayon, a pencil, and another crayon. At the top right is a pair of scissors. On the right side, from top to bottom, are a pencil, an apple, and another crayon. At the bottom right is a school bus. Along the bottom are a crayon, a pencil, and another crayon. On the left side, from bottom to top, are a pair of scissors, a pencil, a crayon, and an apple.

Welcome to
Kindergarten

High Frequency Words

Please practice
Reading and Writing.

1st nine weeks

I	am	have	we	see
a	the	can	like	big
in	out	so	my	with
jump	but	at	be	to
was	of	as	his	up
all	his	by	on	it

* These are all of the High Frequency Words that have been given for homework for the first nine weeks. They will need to be able to read them. Thank you for your cooperation!

Kindergarten Team 😊

2nd nine weeks

by	red	on	do	four
out	you	new	ride	go
blue	one	and	please	it
down	into	we	eat	that
are	no	old	he	away
first	two	yellow	green	funny

* These are all of the High Frequency Words that have been given for homework for the second nine weeks. They will need to be able to read them. Thank you for your cooperation!

Kindergarten Team ☺

3rd nine weeks

with	he	keep	came	is
my	little	not	soon	she
was	must	now	yes	they
for	have	say	am	of
ran	went	said	want	black
brown	which	their	day	red

* These are all of the High Frequency Words that have been given for homework for the third nine weeks. They will need to be able to read them. Thank you for your cooperation! Kindergarten Team 😊

4th nine weeks

this	get	will	some	maybe
make	just	that	what	know
from	help	too	could	may
play	ate	three	where	look
people	around	who	white	again
good	find	take	come	does
for	me	of	said	have


want	they	here	out	her
-------------	-------------	-------------	------------	------------

* These are all of the High Frequency Words that have been given for homework for the fourth nine weeks. Students will be tested on all these words at the end of the semester. They will need to be able to read them. Thank you for your cooperation!



Kindergarten Readiness

Name _____



Handwriting practice lines for numbers 0 through 4. Each row contains a solid example of the number with stroke order arrows, followed by a dashed version for tracing, and then several dotted versions for independent writing.

Row 1: Number 0. Solid example with stroke order arrows (1: counter-clockwise curve, 2: vertical line down). Followed by dashed and dotted versions.

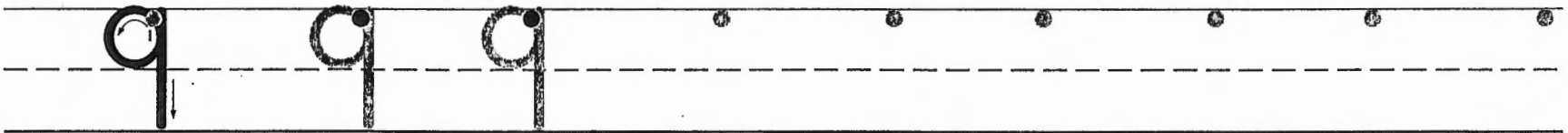

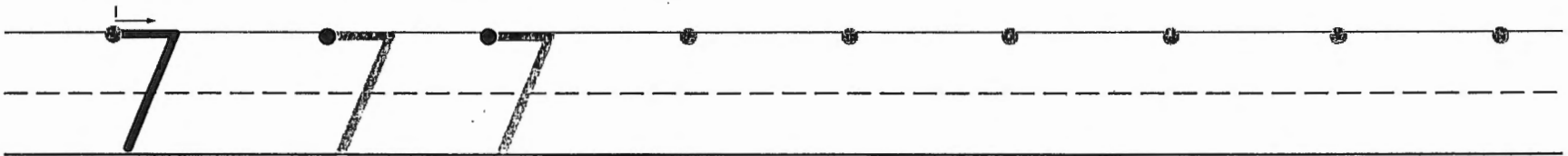
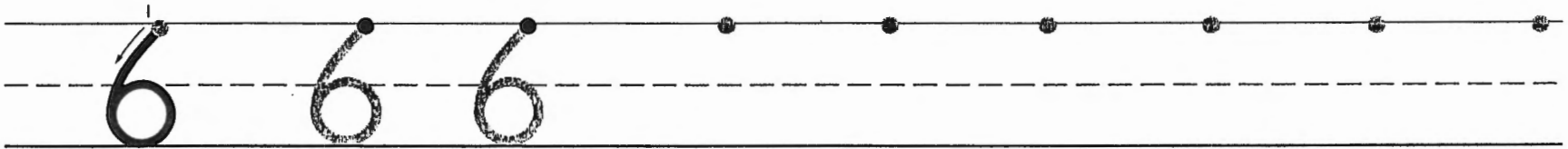
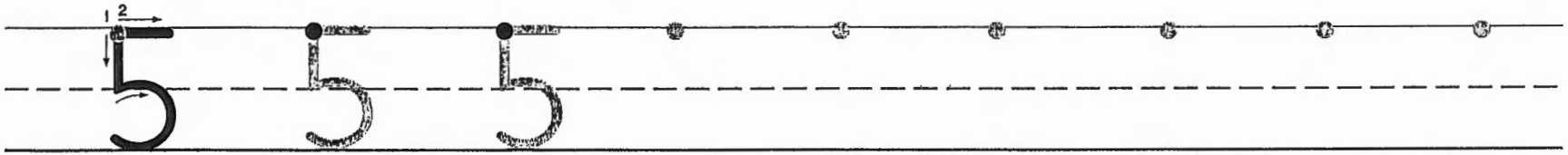
Row 2: Number 1. Solid example with stroke order arrow (1: vertical line down). Followed by dashed and dotted versions.

Row 3: Number 2. Solid example with stroke order arrows (1: counter-clockwise curve, 2: horizontal line right). Followed by dashed and dotted versions.

Row 4: Number 3. Solid example with stroke order arrows (1: counter-clockwise curve, 2: counter-clockwise curve). Followed by dashed and dotted versions.

Row 5: Number 4. Solid example with stroke order arrows (1: vertical line down, 2: horizontal line right). Followed by dashed and dotted versions.

Name _____



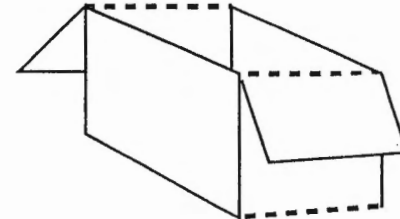
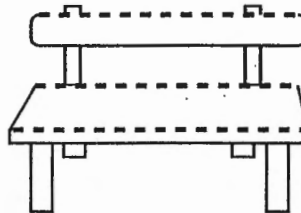
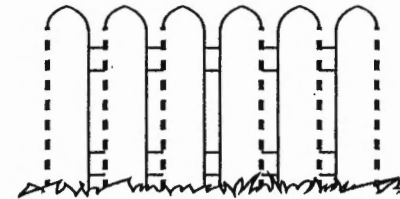

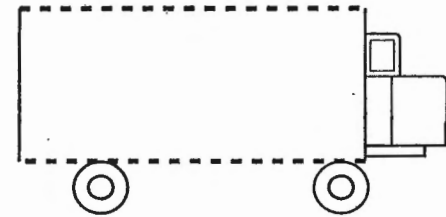
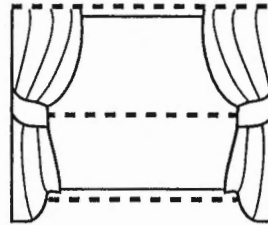

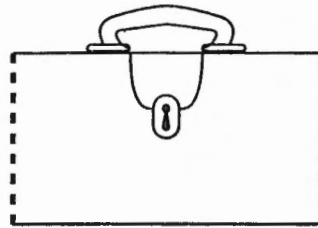
Directions: Trace and write the number in each line. Then circle the best number in each row.

Name _____

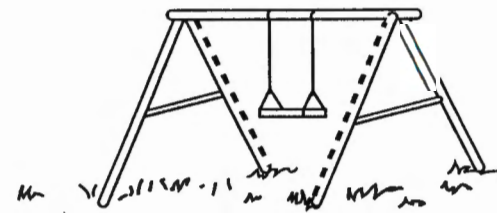
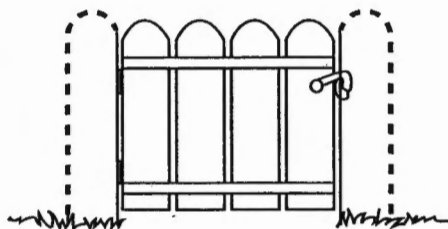
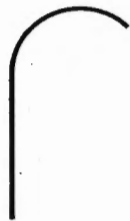


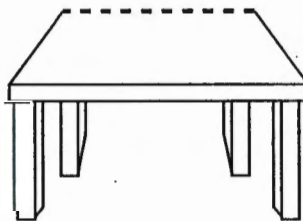
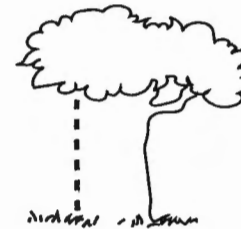
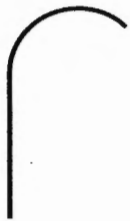


Directions: Where are the butterflies? Color all the butterflies on the top line red. Color the butterflies on the middle line blue. Color the butterflies on the bottom line yellow.

Name _____


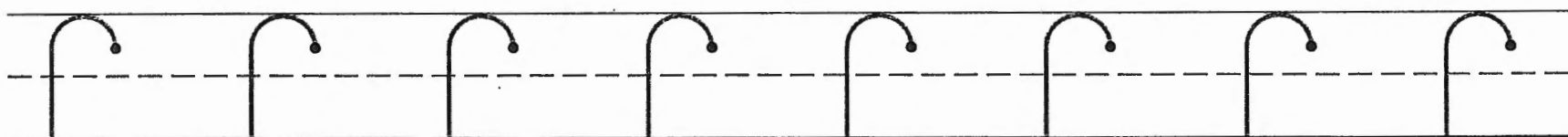
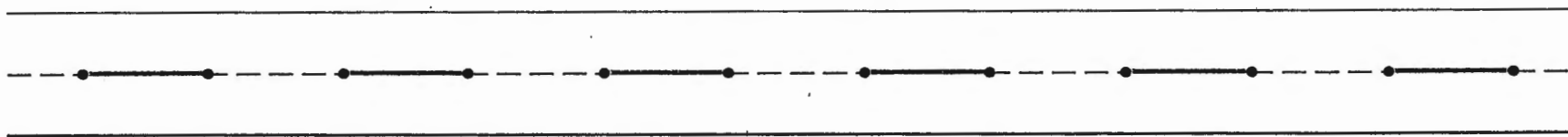



Name _____



Directions: In each row, look at the dark *curved* line. Find the curved line in a picture that is just the same as the dark curved line. Trace it.

Name _____



© Macmillan/McGraw-Hill

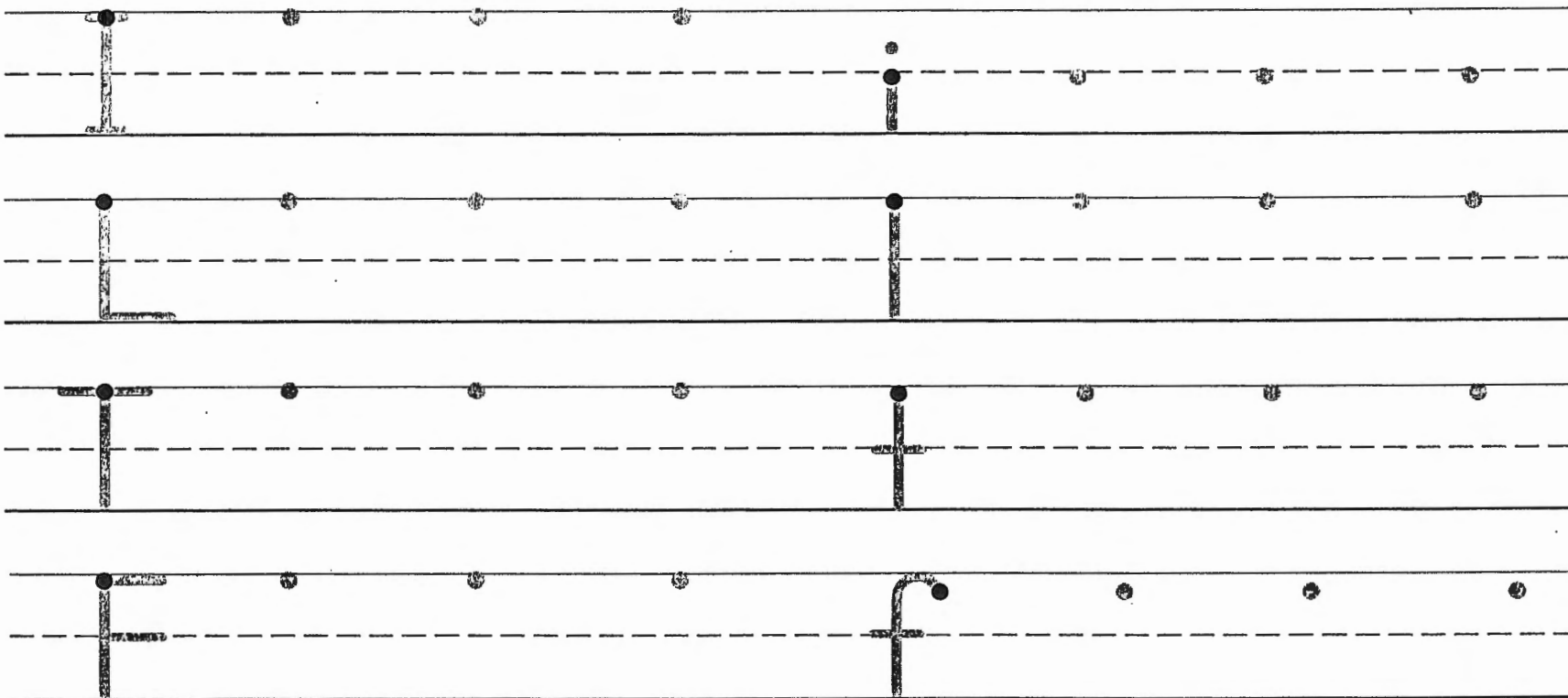

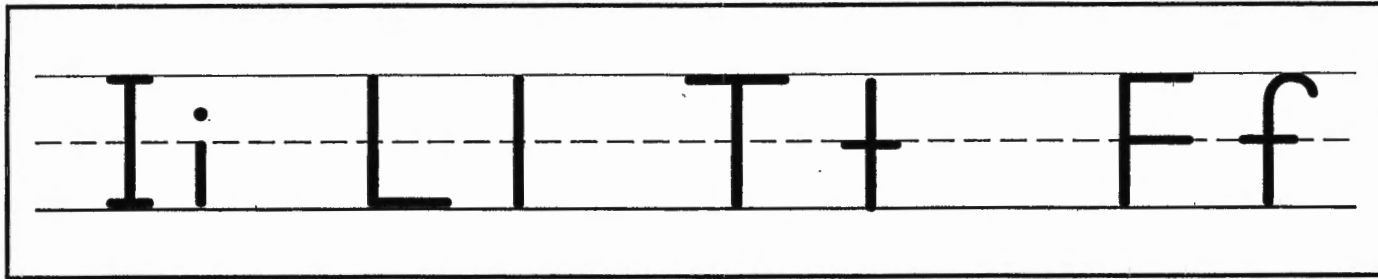
Directions: In the top box, point to the line that goes up and down. Trace it with your finger. Point to the line that goes across. Point to the line that is curved. Now trace the lines in each row with your pencil.

Name _____

© Macmillan/McGraw-Hill


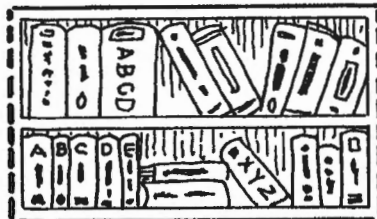


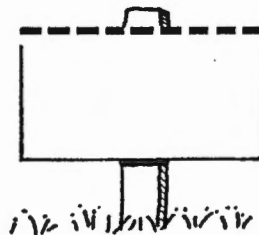
Directions: Trace the letters on the left. Then trace the letter in each word on the right.

Name _____




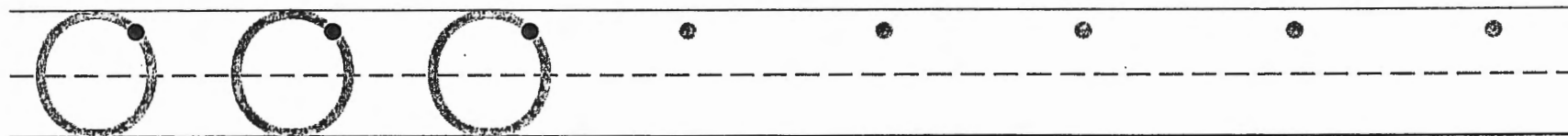
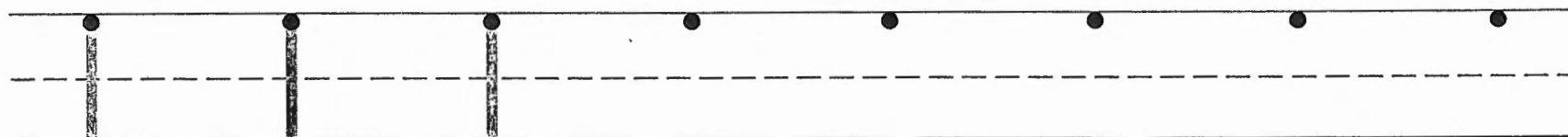

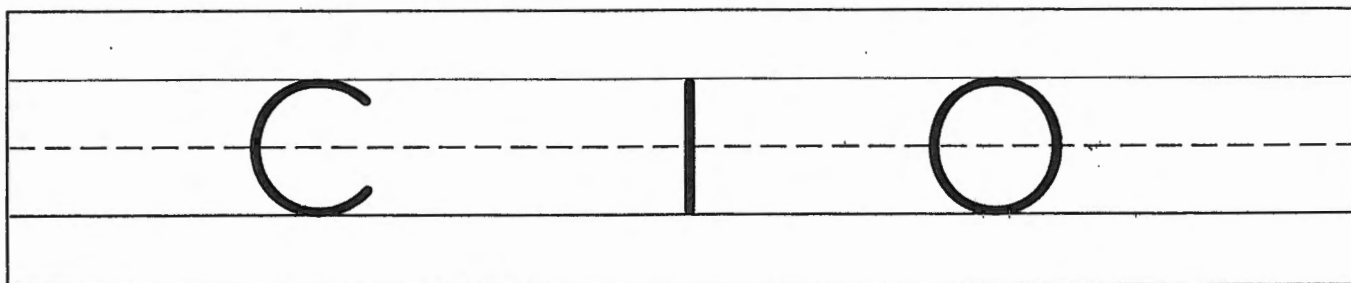
© Macmillan/McGraw-Hill

Name _____



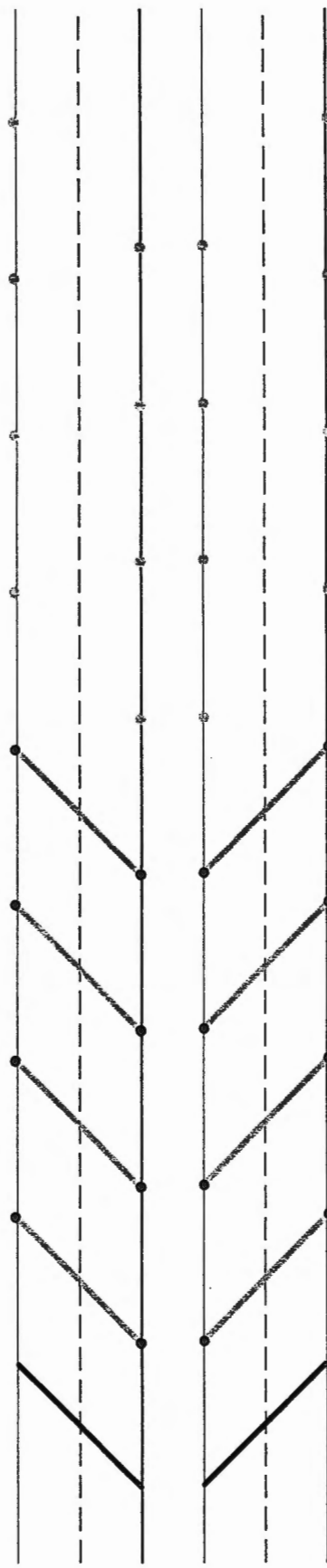
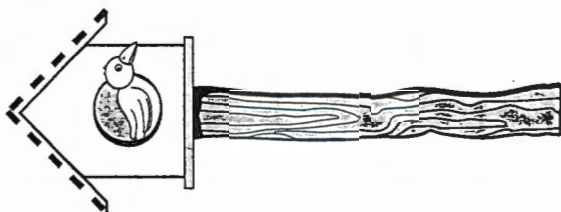
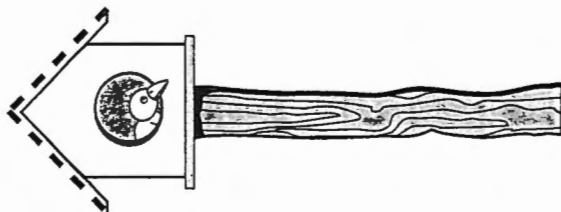
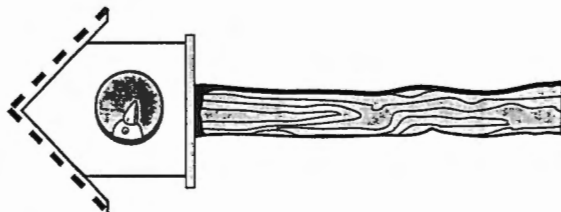
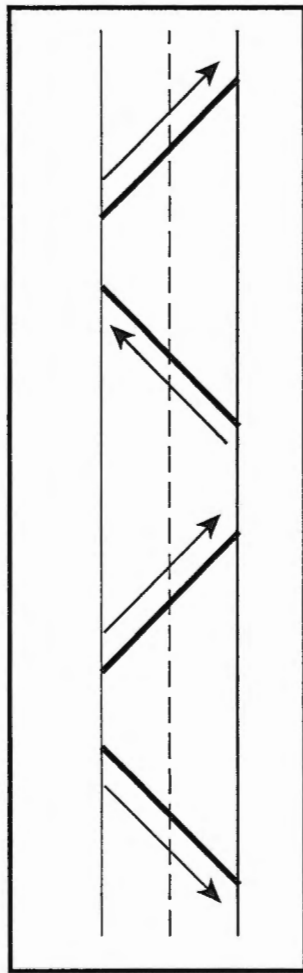
Directions: Point to the shape at the beginning of the top row. Find the picture that has a similar shape in it. Trace over that shape. Complete the page on your own.

Name _____



© Macmillan/McGraw-Hill

Name _____



© Macmillan/McGraw-Hill

Directions: Look at the slanted lines in the box. Find and trace the slanted lines in the bird houses. Trace and write the lines.


Name _____



Handwriting practice lines for the letters A, a, V, v, Y, y, N, n, W, w. Each row contains a large capital letter, a smaller capital letter, and two small lowercase letters, all on a set of three horizontal lines (top, middle dashed, bottom). The letters are designed for tracing and writing practice.

© Macmillan/McGraw-Hill

Name _____



G	G				g	g		
P	P				p	p		
S	S				s	s		
H	H				h	h		
M	M				m	m		

Name _____



K K k k



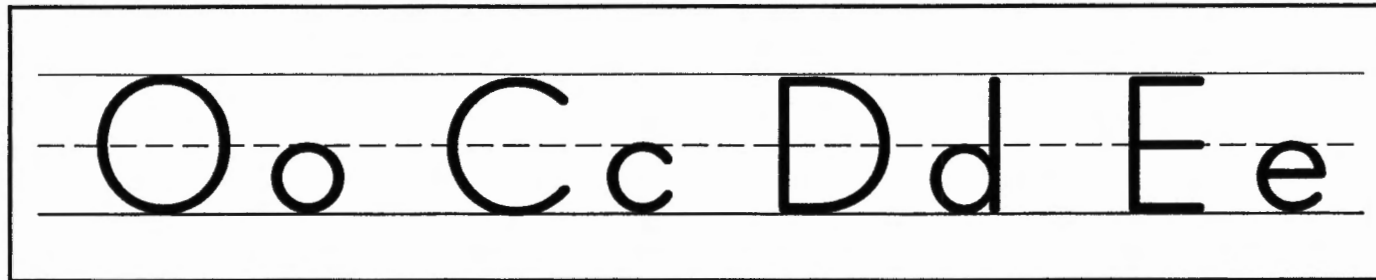
R R r r

X X x x

Q Q q q

U U u u

Name _____




© Macmillan/McGraw-Hill

Name: _____

Figure 4

1
 2
 3
 4
 5
 6
 7
 8
 9
 10
 11
 12
 13
 14
 15
 16
 17
 18
 19
 20
 21
 22
 23
 24
 25
 26
 27
 28
 29
 30
 31
 32
 33
 34
 35
 36
 37
 38
 39
 40
 41
 42
 43
 44
 45
 46
 47
 48
 49
 50
 51
 52
 53
 54
 55
 56
 57
 58
 59
 60
 61
 62
 63
 64
 65
 66
 67
 68
 69
 70
 71
 72
 73
 74
 75
 76
 77
 78
 79
 80
 81
 82
 83
 84
 85
 86
 87
 88
 89
 90
 91
 92
 93
 94
 95
 96
 97
 98
 99
 100
 101
 102
 103
 104
 105
 106
 107
 108
 109
 110
 111
 112
 113
 114
 115
 116
 117
 118
 119
 120
 121
 122
 123
 124
 125
 126
 127
 128
 129
 130
 131
 132
 133
 134
 135
 136
 137
 138
 139
 140
 141
 142
 143
 144
 145
 146
 147
 148
 149
 150
 151
 152
 153
 154
 155
 156
 157
 158
 159
 160
 161
 162
 163
 164
 165
 166
 167
 168
 169
 170
 171
 172
 173
 174
 175
 176
 177
 178
 179
 180
 181
 182
 183
 184
 185
 186
 187
 188
 189
 190
 191
 192
 193
 194
 195
 196
 197
 198
 199
 200
 201
 202
 203
 204
 205
 206
 207
 208
 209
 210
 211
 212
 213
 214
 215
 216
 217
 218
 219
 220
 221
 222
 223
 224
 225
 226
 227
 228
 229
 230
 231
 232
 233
 234
 235
 236
 237
 238
 239
 240
 241
 242
 243
 244
 245
 246
 247
 248
 249
 250
 251
 252
 253
 254
 255
 256
 257
 258
 259
 260
 261
 262
 263
 264
 265
 266
 267
 268
 269
 270
 271
 272
 273
 274
 275
 276
 277
 278
 279
 280
 281
 282
 283
 284
 285
 286
 287
 288
 289
 290
 291
 292
 293
 294
 295
 296
 297
 298
 299
 300
 301
 302
 303
 304
 305
 306
 307
 308
 309
 310
 311
 312
 313
 314
 315
 316
 317
 318
 319
 320
 321
 322
 323
 324
 325
 326
 327
 328
 329
 330
 331
 332
 333
 334
 335
 336
 337
 338
 339
 340
 341
 342
 343
 344
 345
 346
 347
 348
 349
 350
 351
 352
 353
 354
 355
 356
 357
 358
 359
 360
 361
 362
 363
 364
 365
 366
 367
 368
 369
 370
 371
 372
 373
 374
 375
 376
 377
 378
 379
 380
 381
 382
 383
 384
 385
 386
 387
 388
 389
 390
 391
 392
 393
 394
 395
 396
 397
 398
 399
 400
 401
 402
 403
 404
 405
 406
 407
 408
 409
 410
 411
 412
 413
 414
 415
 416
 417
 418
 419
 420
 421
 422
 423
 424
 425
 426
 427
 428
 429
 430
 431
 432
 433
 434
 435
 436
 437
 438
 439
 440
 441
 442
 443
 444
 445
 446
 447
 448
 449
 450
 451
 452
 453
 454
 455
 456
 457
 458
 459
 460
 461
 462
 463
 464
 465
 466
 467
 468
 469
 470
 471
 472
 473
 474
 475
 476
 477
 478
 479
 480
 481
 482
 483
 484
 485
 486
 487
 488
 489
 490
 491
 492
 493
 494
 495
 496
 497
 498
 499
 500
 501
 502
 503
 504
 505
 506
 507
 508
 509
 510
 511
 512
 513
 514
 515
 516
 517
 518
 519
 520
 521
 522
 523
 524
 525



Air Base K-8 Center

Kindergarten
Summer Skills
Review

Pam sees five bugs. Jim sees three bugs.
How many bugs do they see in all?


$$\begin{array}{c} \text{bug} \quad \text{bug} \quad \text{bug} \\ \text{bug} \quad \text{bug} \end{array} + \begin{array}{c} \text{bug} \quad \text{bug} \\ \text{bug} \end{array} = \underline{\hspace{2cm}}$$

Color the traffic light.



red

yellow

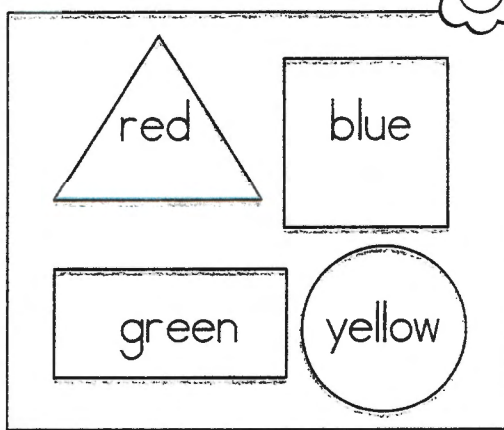
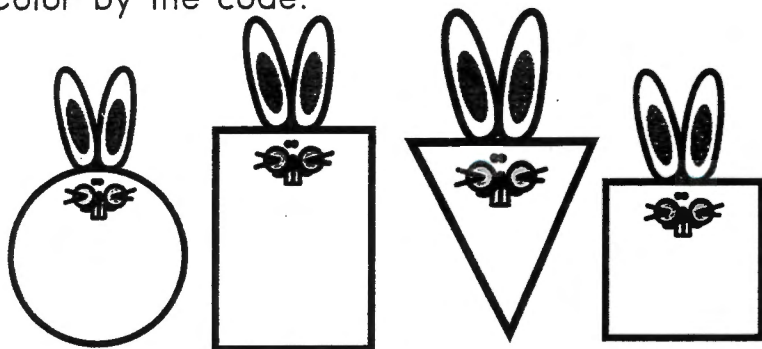
green



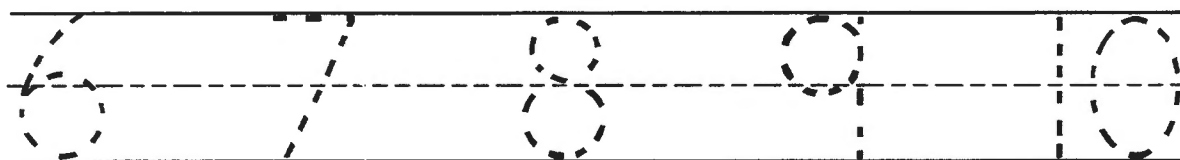
Put an "X" on the animal that does not belong.



Color by the code.




Trace the numbers.

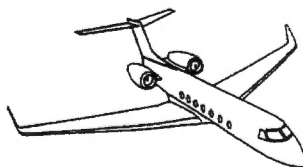


Write the letter for the beginning sound.













Circle the biggest pig.
Put a line under the smallest pig.




Color the pictures that begin with the letter Aa.




Trace the color words. Color in the circle below each color.


red




blue



yellow






Fill in the missing numbers.



1		3		5
	7		9	

Write or draw 2 rhyming words for *cat*.



--	--

Color the picture that begins the same as *glasses*.



Tom sees 7 bags. Jan sees 2 bags.
How many bags do they see in all?




+



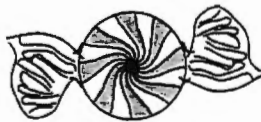
=




Circle the number of syllables for each picture.



1 2 3 4 5



1 2 3 4 5



1 2 3 4 5



1 2 3 4 5

I have 2 . 0 0 .

Write the letter for the beginning sound.

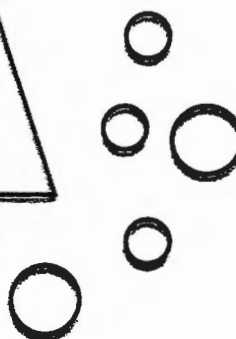
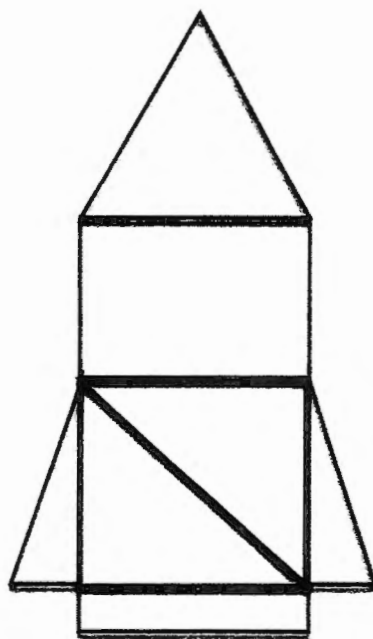












Color by the code.



	blue
	orange
	green
	yellow

How many circles do you see? _____

Put the pictures in order by writing a 1, 2, or 3 under the picture.



I see a butterfly.

Fill in the missing number.

2 _ 4

7 8 _


_ 6 7

3 _ 5

8 9 _

_ 4 5

Trace the words and color the picture to match.

The  is red.

Color the fish correctly.


The red fish is 1st.

The yellow fish is 4th.



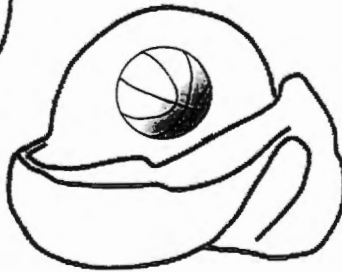
The purple fish is 3rd.

The green fish is 5th.


The blue fish is 2nd.




Color the scoops of ice cream that have the same beginning sound as the picture in the cone.



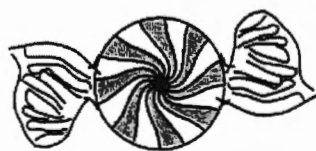
Color 7 chicks.

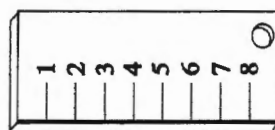


Color 9 dogs.



Write the letter for the beginning sound.










Add.




+



= _____

Color the pictures that begin with the same sound as *bat*.



Trace each word in rainbow colors.

a

to

can

blue

the

I

and

see

Add.



+



= _____

Color the picture. How many flowers did you color?




Draw a stick beside the squirrel.




Draw an acorn inside the tent.



Draw a sun above the tree.

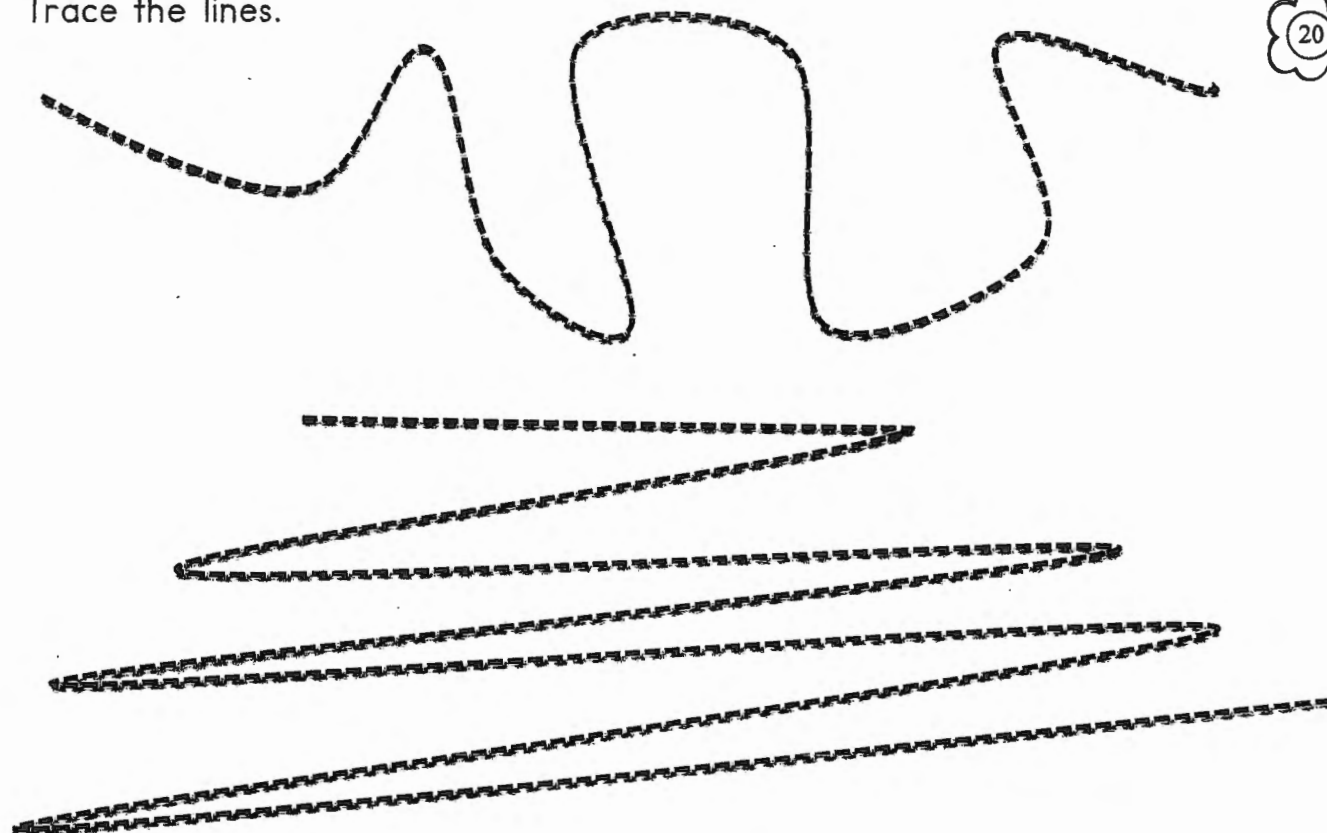


Count and write the number to tell how many.






Trace the lines.




Name each farm animal.




Write your name.


Make up a story to go with the picture.




Draw a line to match the number to the amount shown. Color.



4

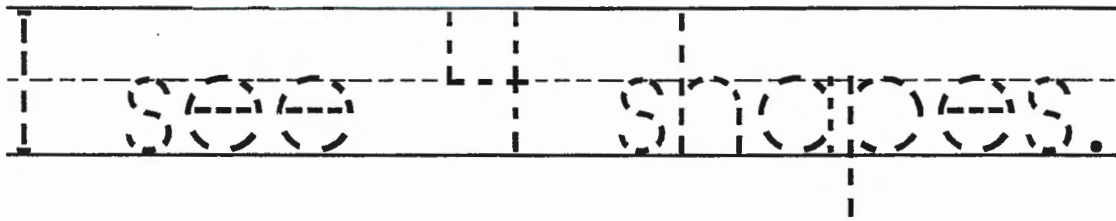



3



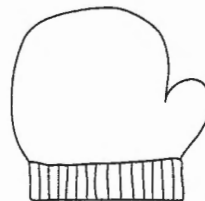

2

Trace each shape.



Draw a shape with 3 sides	Draw a shape with 4 sides



What would you wear on a hot day? Color these items red.
What would you wear on a cold day? Color these items blue.





Hey Diddle Diddle

Hey diddle diddle,
The cat and the fiddle,
The cow jumped over the moon,
The little dog laughed to see such sport,
And the dish ran away with the spoon.



Color the moon yellow.
Color the cow black and white.
Color the cat orange.
Color the fiddle red.
Color the dog brown.
Color the dish blue.
Color the spoon purple.

Little Miss Muffet

Little Miss Muffet
Sat on a tuffet
Eating her curds and whey;
Along came a spider,
Who sat down beside her
And frightened Miss Muffet away.

Color the picture that shows what happened last.



Monday

Sam found 13 seeds in his piece of watermelon.
Ling found 16 seeds in hers. Draw pictures to show how
many seeds each of them found. Circle the picture of the
piece of watermelon with the GREATEST number of seeds.



Tuesday

Read the word family words below. Write 4 more words that rhyme with
them.

bat

flat



Wednesday

Sid wants to get 10 butterflies.
He already found 6.
How many more does he need to find?



Thursday

Cut out the words. Use them to make a sentence. Write it below.

Teacher Tam ☀

he

Did

with

you?

go

Friday

Solve these addition problems.

$3 + 1 = \underline{\hspace{2cm}}$

$2 + 2 = \underline{\hspace{2cm}}$

$5 + 1 = \underline{\hspace{2cm}}$

$3 + 3 = \underline{\hspace{2cm}}$

$7 + 1 = \underline{\hspace{2cm}}$

$4 + 4 = \underline{\hspace{2cm}}$

$8 + 1 = \underline{\hspace{2cm}}$

$5 + 5 = \underline{\hspace{2cm}}$

Monday

Read the words below. Use them to fill in the blanks. Read the sentences.

and like will Can

Was the dog black brown?

 you please help her?

Sam and I go with you.


Did she the pretty cake?

Tuesday

It is fun to go to the beach!

Draw 15 crabs.

Label them with numbers 1 to 15.



Wednesday

Read the sentences. Circle the word HE every time you see it.

He had a very good day.

Four of his friends came to see him.

Where did they go?

He went out to eat with them.

Then, they went to play at the big park.

He said that he had a very good day!



Thursday Draw one short beach umbrella. Draw one tall beach umbrella.
Label one "short" and one "tall."
Measure each umbrella with a ruler, blocks, or paper clips.



Friday

Read the word family words below. Write 4 more words that rhyme with them.

can

plan

Monday

Solve these addition problems.

$4 + 1 = \underline{\quad\quad}$

$3 + 2 = \underline{\quad\quad}$

$6 + 1 = \underline{\quad\quad}$

$4 + 2 = \underline{\quad\quad}$

$9 + 1 = \underline{\quad\quad}$


$5 + 2 = \underline{\quad\quad}$

$10 + 1 = \underline{\quad\quad}$

$6 + 2 = \underline{\quad\quad}$

Tuesday

Cut out the words. Use them to make a sentence. Write it below.

Teacher Tam 

so

ran

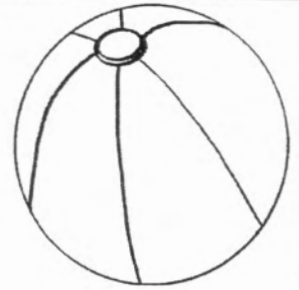
She

fast!

here

Wednesday

Juan had 18 beach balls. He put 10 in a big basket.
How many were left over? Draw a picture to show how
many balls were in the basket and how many were left over.



Thursday

Read the words below. Use them to fill in the blanks. Read the sentences.

three walk Do Please


_____ help him make the cake.

_____ you want some?

The _____ kids like to jump.

Did she go for a _____ ?

Friday



Find the sum of each addition problem.
Follow the key to color the picture.

5 = red
6 = blue
7 = green
8 = brown

Monday

Read each word. Color the REAL words red. Color the NONSENSE words blue.

mat	can	pab	sap
rip	trip	bip	mop
dop	hop	shop	sun
tub	gub	cub	mub
fip	tin	win	twin
flip	lip	chip	kip

Tuesday

Ron is serving ice cream at his birthday party. There are 4 scoops left. Two friends still need ice cream. If the 2 friends share the scoops equally, how many will each of them get? Draw a picture.



Teacher Tam ☀

Wednesday

Match each capital and lower case letter. Write them on the lines. Then, say each letter sound and think of a word that **BEGINS** with that sound.

B

c

F

p

M

b

C

m

P

f

Thursday

Fill in the missing numbers. Count to 100 by 10s.

10

30

40

60


70

80

100

Friday

Cut out the words. Use them to make a sentence. Write it below.

Teacher Tam 

cat

My

play.

likes

to

Monday

Solve these subtraction problems.

$3 - 1 = \underline{\quad}$

$4 - 2 = \underline{\quad}$

$4 - 1 = \underline{\quad}$

$5 - 2 = \underline{\quad}$

$5 - 1 = \underline{\quad}$

$4 - 3 = \underline{\quad}$

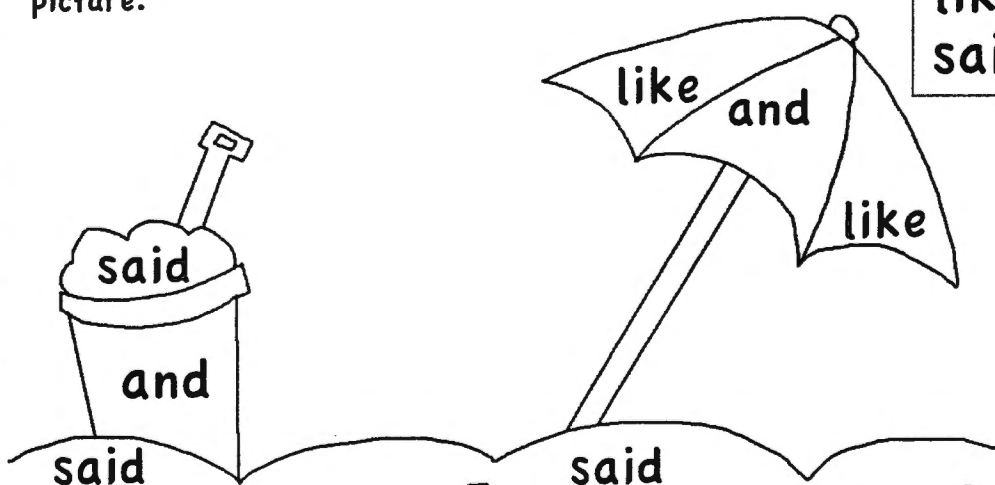
$3 - 2 = \underline{\quad}$

$5 - 3 = \underline{\quad}$

Tuesday

Read the sight words. Use the key to color the picture.

and = red
like = blue
said = brown



Beach Fun!

Wednesday

10 kids had on sunglasses.
6 of them took their sunglasses off.
How many were still wearing sunglasses?



Thursday

Read the sentences. Circle the word SHE every time you see it.

She went out to play.


"Look!" she said.

"There are four pretty flowers."

She got three of the pretty flowers.


She gave them to her mom.

They made the house look very nice.



Friday

Count and write the number of birds. Then, color the birds using an AAB pattern.




There are _____ birds.

Monday Draw a picture of something fun that you did last weekend. Write a sentence about your picture.

Tuesday

Color the picture. Color numbers LESS THAN 8 orange. Color numbers GREATER THAN 8 green.



Wednesday

Read the word family words below. Write 4 more words that rhyme with them.

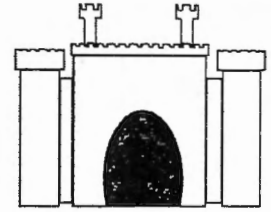
top

clop



Thursday

Draw your own sand castle. Start with a big square. Add 2 rectangles for towers. Make a door with a half oval shape.



Friday

Read one of your favorite books. Write 2 or 3 sentences about why this book is your favorite.

Monday Fill in the missing numbers. Count all the way to 100.

1	2	_____	4	5	6	7	_____	9	10
11	_____	13	14	15	_____	17	18	19	20
21	22	23	_____	25	26	27	28	29	30
31	_____	33	34	35	36	_____	38	39	40
41	42	43	44	_____	46	47	48	49	50
_____	52	53	54	55	56	57	58	59	_____
61	62	_____	64	65	66	_____	68	69	70
71	_____	73	74	75	_____	77	78	79	80
81	82	_____	84	85	86	87	88	_____	90

Tuesday

Cut out the words. Use them to make a sentence. Write it below.

Teacher Tam ☀

they

eat

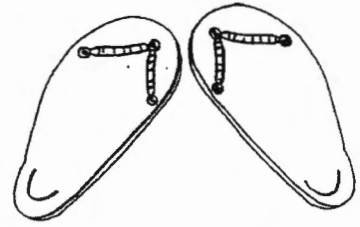
Did

all?

it

Wednesday

Five people at the pool are wearing flip flops.
How many shoes do they have altogether?



Thursday

Read the sentences. Circle the words LIKE and LIKES every time you see them.

They like to have fun in the sun.


He likes to ride his bike.

She likes to pick pretty flowers.

The big dog likes to chase bugs.

The little cat likes to chase butterflies.

They all like to have fun in the sun!



Friday

Have an adult help you. Look for 2 things in your house, such as a book and a shoe. Draw a picture of each thing. Compare them by weight.

Which object was the lightest? _____

Which object was the heaviest? _____

Monday

Read each word. Change one letter to make a new word.

cat c _ t	man ma _	pet _ et	hen _ en
sit s _ t	cup cu _	pop _ op	beg _ eg
cob c _ b	tan ta _	sun _ un	hub _ ub

Tuesday Jack and Jill both found one or more shells on the beach. Together, they found 5 shells. How many shells could each of them have found?

Jack found _____ and Jill found _____.

_____ + _____ = 5

Jack found _____ and Jill found _____.


_____ + _____ = 5

Jack found _____ and Jill found _____.

_____ + _____ = 5

Jack found _____ and Jill found _____.

_____ + _____ = 5



Teacher Tam 

Wednesday

Match each capital and lower case letter. Write them on the lines. Then, say each letter sound and think of a word that **BEGINS** with that sound.

D

j

J

d

N

q

G


n

Q

g

Thursday

Count each group of objects. Graph the number of objects you find in each group.



hats	pairs of shoes	surfboards	crabs

Friday


Read the word family words below. Write 4 more words that rhyme with them.

hug

slug

Monday

Draw 20 surfboards. Write the numbers 1 to 20 on them.

**Tuesday**

Read each word. Color the REAL words green. Color the NONSENSE words orange.

cat	daw	rat	nap
net	when	ren	net
bet	hat	that	plat
rot	zot	trot	hut
flun	sun	run	shut
dug	snug	bug	hug



Wednesday

Use the "counting on" strategy to solve these addition problems.

$2 + \begin{array}{ c } \hline \bullet \bullet \bullet \\ \hline \end{array} = \underline{\hspace{2cm}}$	$3 + \begin{array}{ c } \hline \bullet \bullet \bullet \\ \bullet \bullet \bullet \\ \hline \end{array} = \underline{\hspace{2cm}}$
$4 + \begin{array}{ c } \hline \bullet \bullet \\ \bullet \bullet \\ \hline \end{array} = \underline{\hspace{2cm}}$	$5 + \begin{array}{ c } \hline \bullet \bullet \\ \bullet \bullet \bullet \\ \hline \end{array} = \underline{\hspace{2cm}}$
$6 + \begin{array}{ c } \hline \bullet \bullet \\ \hline \end{array} = \underline{\hspace{2cm}}$	$7 + \begin{array}{ c } \hline \bullet \bullet \\ \hline \end{array} = \underline{\hspace{2cm}}$
$8 + \begin{array}{ c } \hline \bullet \bullet \\ \hline \end{array} = \underline{\hspace{2cm}}$	$9 + \begin{array}{ c } \hline \bullet \\ \hline \end{array} = \underline{\hspace{2cm}}$

Thursday

Read a book. Answer the following questions.

1. Who is the author?
2. Who is the illustrator?
3. Who is the main character? _____
4. Where does the story take place?

5. Retell the story.

Friday

Teacher Tam 

Count the blocks. Write the number.















Monday

Write at least 2 sentences about your favorite thing to do in the summer. Draw an illustration to go with your sentences.

Tuesday

Count the number of sea stars. Then, color them using an ABB pattern.



Teacher Tam 

There are _____ sea stars.

Wednesday

Match each capital and lower case letter. Write them on the lines. Then, say each letter sound and think of a word that **BEGINS** with that sound.

E

y

I

a

A

u

U









i

Y

e

Thursday

Use the "counting on" strategy to solve these addition problems.

2 +  = _____	3 +  = _____
4 +  = _____	5 +  = _____
6 +  = _____	7 +  = _____
8 +  = _____	2 +  = _____

Teacher Tam 

Friday

Read each word. Change one letter to make a new word.

sat s _ t	men me _	wig _ ig	peg _ eg
pit p _ t	cap ca _	pot _ ot	ten _ en
run r _ n	fin fi _	fun _ un	tug _ ug