



Welcome to Kindergarten at Air Base K-8 Center for International Education! To make your child's year wonderful and prosperous, we ask that you help by making sure your child has the following items the first week of school.

To ensure a smooth first day of school, you can bring in your supplies on the Meet & Greet Day, August 14th, 2024 at 1:00 p.m.

Kindergarten-Supply List:

- o **\$4 Parent Communication folder (Required)**
- o **\$8 "Let's Find Out" Scholastic Subscription**
- o Regular size supply box
- o 2 boxes of Crayola crayons ***(No color pencils)**
- o **2** erasers "no pencil top erasers".
- o **1** child scissor
- o Pack of Elmer Glue sticks
- o Pack of sharpened pencils "Dixon Ticonderoga #2" **(No decorated or mechanical pencils!)** They do not sharpen well in our sharpeners.



- o **2** primary composition books (Make sure white box to draw is on the top)
- o Backpack **(No rolling book bags and no sharpeners!)**

Wish List: (Supplies you may donate to classroom)

- o **2** boxes gallon size Ziploc bags & **2** boxes sandwich size Ziploc bags.
- o **3** reams of white copy paper
- o **1** of bottle of antibacterial hand sanitizer
- o **2** disinfecting wipes
- o **2** baby wipes
- o **2** bottles of Lysol disinfecting spray
- o **1** pack of white cardstock paper
- o **2** boxes of tissue
- o **1** rolls of paper towels
- o **1** pack of **astrobrights** assorted cardstock paper
- o **2** Black Sharpies

Thank you in advance for your support. If you have any questions, please contact your child's teacher.

The Kindergarten Team ☺

A decorative border surrounds the text, featuring various school supplies and fruit. At the top left is a school bus. Along the top are a crayon, a pencil, and another crayon. On the right side, there are scissors, a pencil, and an apple. At the bottom right is another apple and a crayon. Along the bottom are a crayon, a pencil, and a school bus. On the left side, there is an apple, a crayon, and a pencil.

Welcome to
Kindergarten

High Frequency Words

Please practice
Reading and Writing.

1st nine weeks

I	am	have	we	see
a	the	can	like	big
in	out	so	my	with
jump	but	at	be	to
was	of	as	his	up
all	his	by	on	it

* These are all of the High Frequency Words that have been given for homework for the first nine weeks. They will need to be able to read them. Thank you for your cooperation!

Kindergarten Team 😊

2nd nine weeks

by	red	on	do	four
out	you	new	ride	go
blue	one	and	please	it
down	into	we	eat	that
are	no	old	he	away
first	two	yellow	green	funny

* These are all of the High Frequency Words that have been given for homework for the second nine weeks. They will need to be able to read them. Thank you for your cooperation!

Kindergarten Team ☺

3rd nine weeks

with	he	keep	came	is
my	little	not	soon	she
was	must	now	yes	they
for	have	say	am	of
ran	went	said	want	black
brown	which	their	day	red

* These are all of the High Frequency Words that have been given for homework for the third nine weeks. They will need to be able to read them. Thank you for your cooperation! Kindergarten Team 😊

4th nine weeks

this	get	will	some	maybe
make	just	that	what	know
from	help	too	could	may
play	ate	three	where	look
people	around	who	white	again
good	find	take	come	does
for	me	of	said	have


want	they	here	out	her
-------------	-------------	-------------	------------	------------

* These are all of the High Frequency Words that have been given for homework for the fourth nine weeks. Students will be tested on all these words at the end of the semester. They will need to be able to read them. Thank you for your cooperation!



Kindergarten Readiness

Name _____



Handwriting practice lines for numbers 0 through 4. Each row contains three numbered examples followed by seven dots for tracing. The numbers are placed on a set of three horizontal lines (top, middle dashed, bottom).

Row 1: Number 0. Examples show stroke order (1: counter-clockwise curve, 2: close the loop). Dots for tracing.

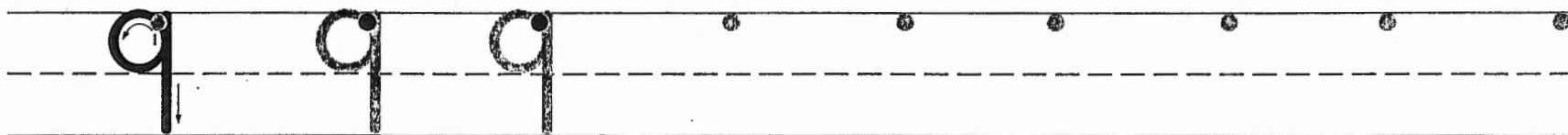
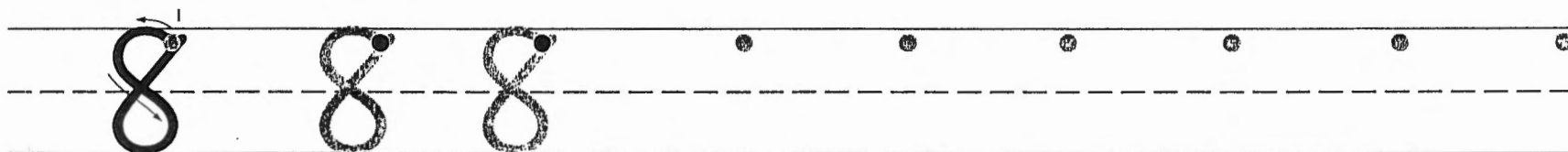
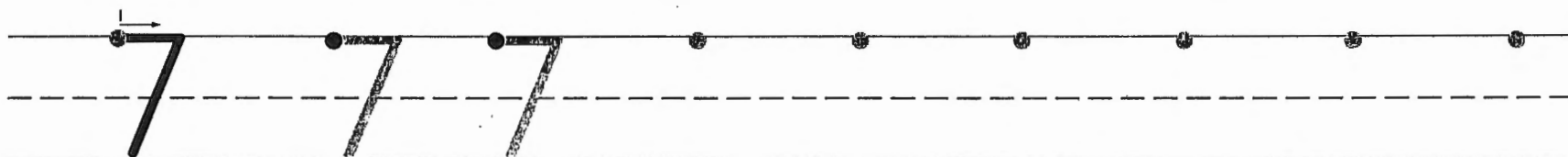
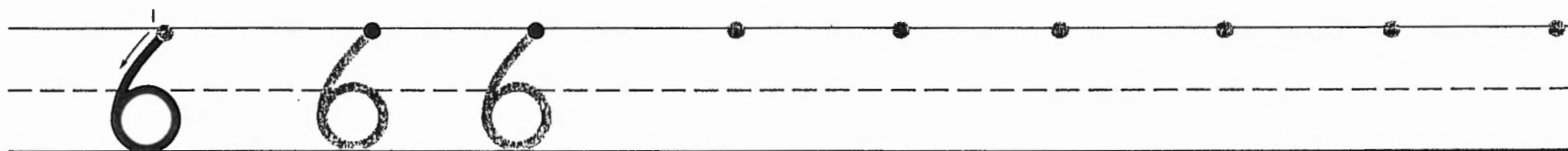
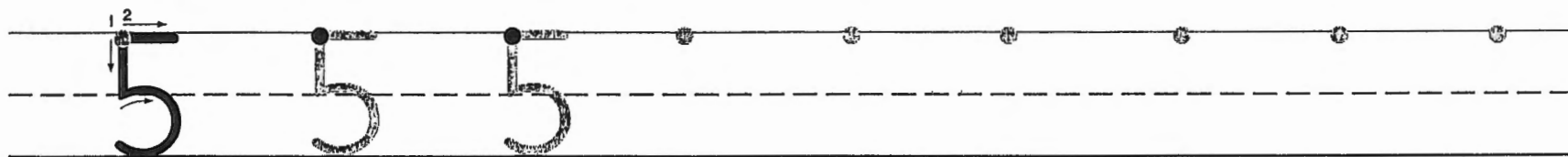
Row 2: Number 1. Examples show stroke order (1: vertical line down). Dots for tracing.

Row 3: Number 2. Examples show stroke order (1: curve down, 2: horizontal line across). Dots for tracing.

Row 4: Number 3. Examples show stroke order (1: curve down, 2: curve up). Dots for tracing.

Row 5: Number 4. Examples show stroke order (1: vertical line down, 2: horizontal line across). Dots for tracing.

Name _____



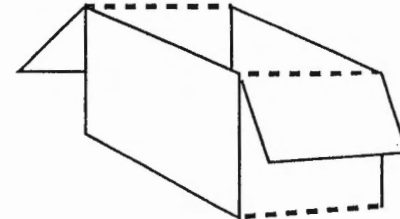
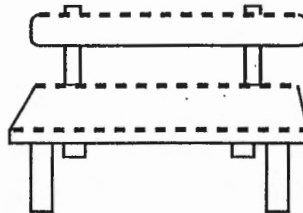
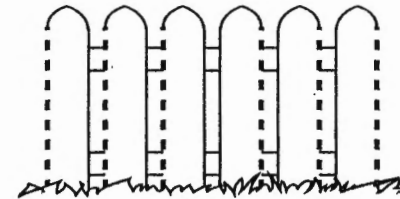

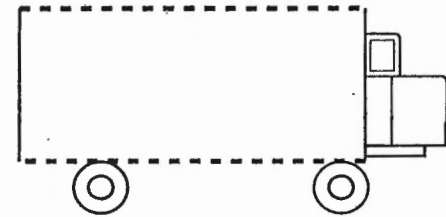
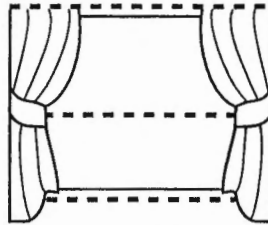

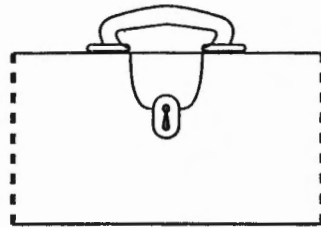
Directions: Trace and write the number in each line. Then circle the best number in each row.

Name _____

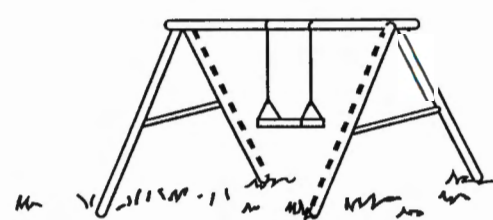
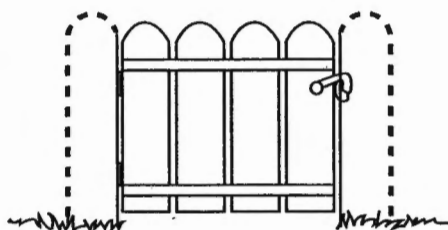
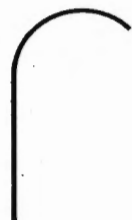

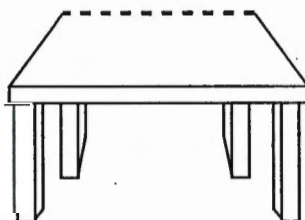
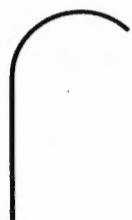
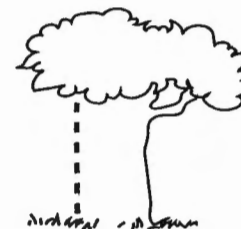
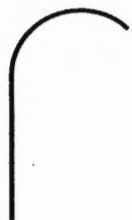


Directions: Where are the butterflies? Color all the butterflies on the top line red. Color the butterflies on the middle line blue. Color the butterflies on the bottom line yellow.

Name _____



Name _____


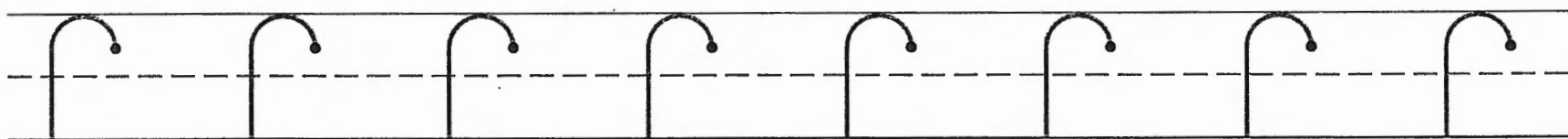
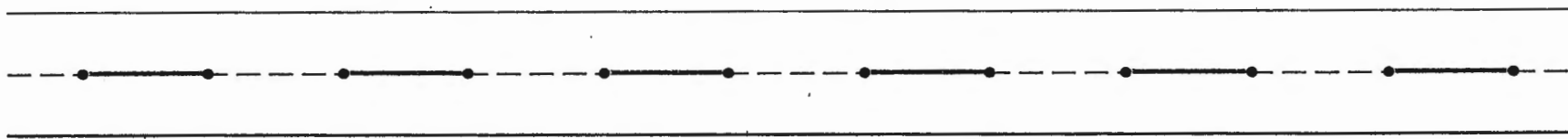



© Macmillan/McGraw-Hill

Directions: In each row, look at the dark *curved* line. Find the curved line in a picture that is just the same as the dark curved line. Trace it.

Grade K, Unit 1
Finding Curved Lines

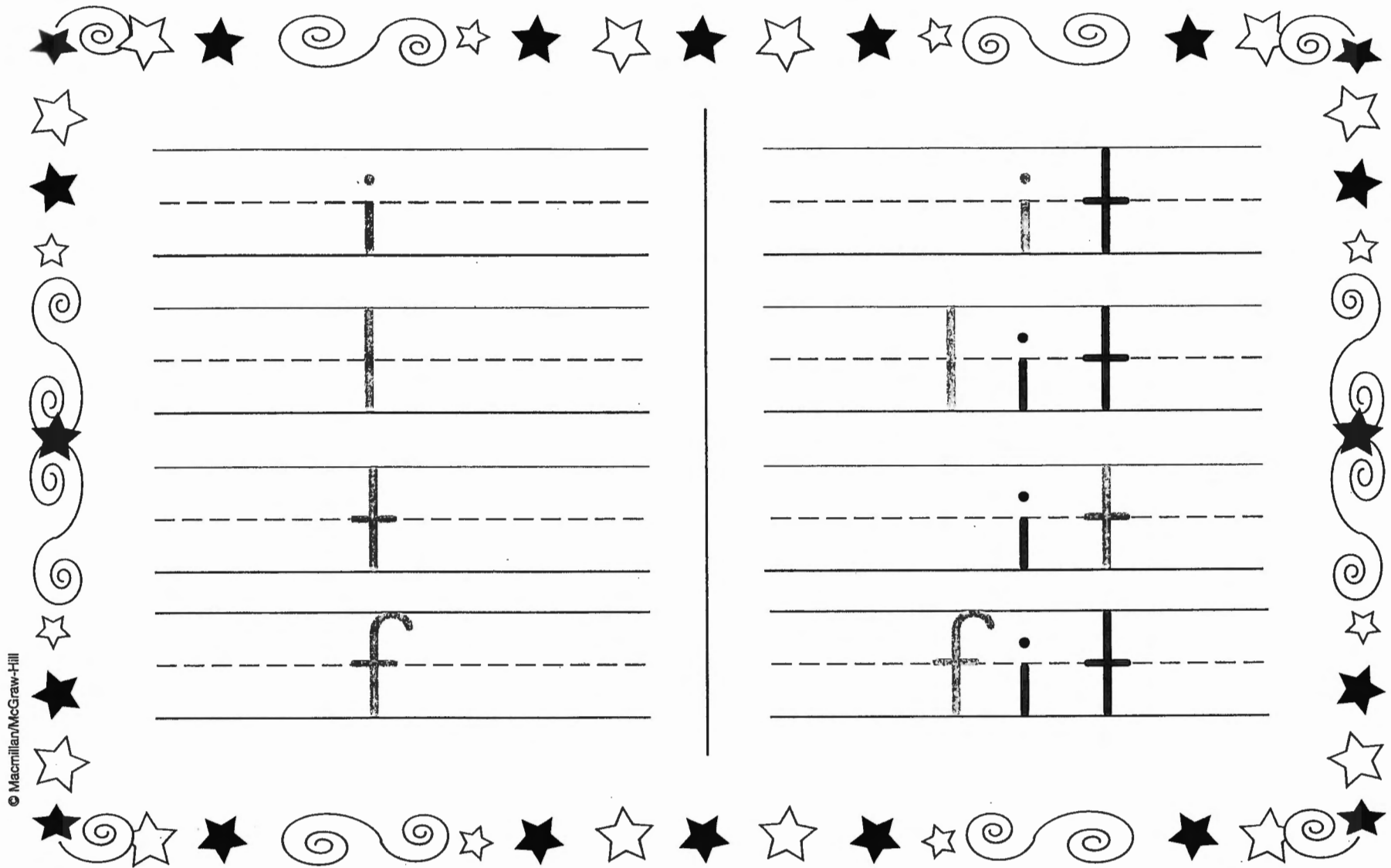
Name _____



© Macmillan/McGraw-Hill

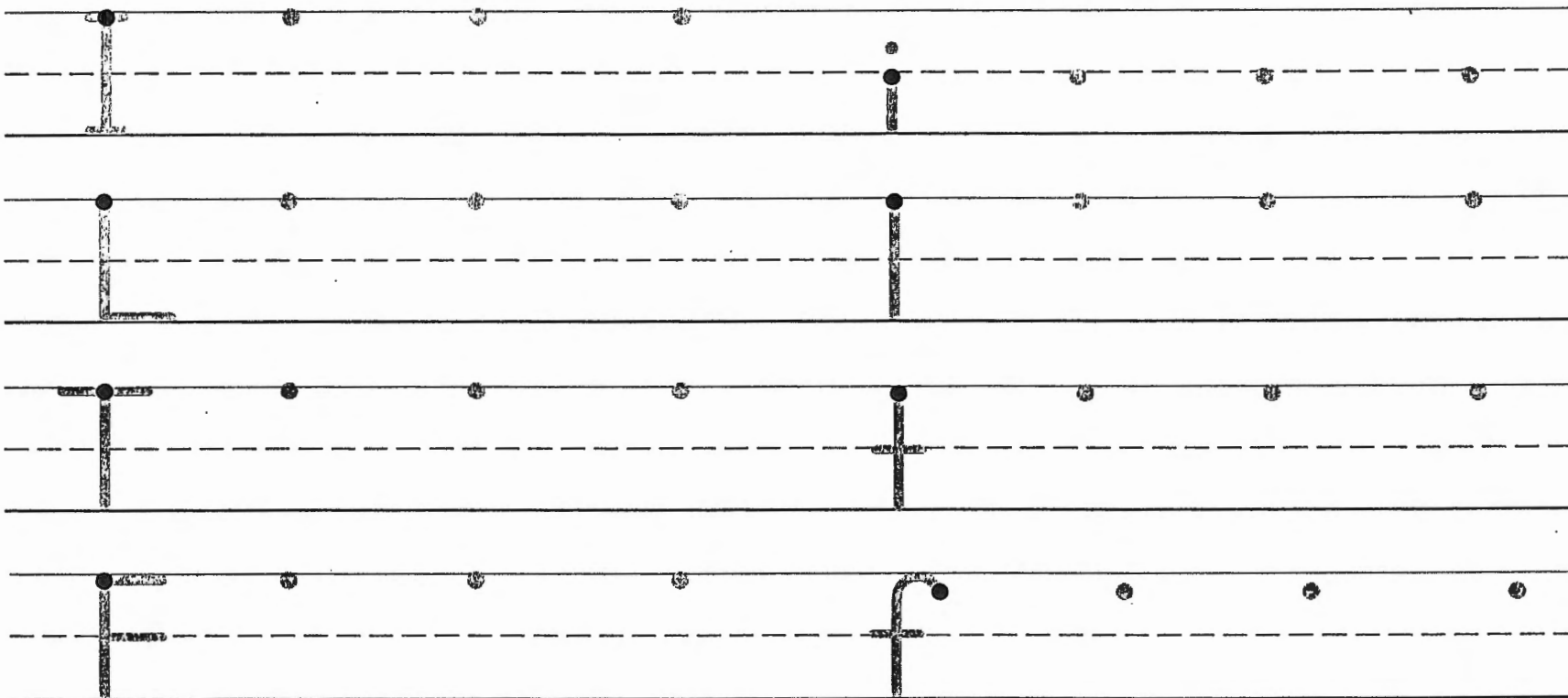

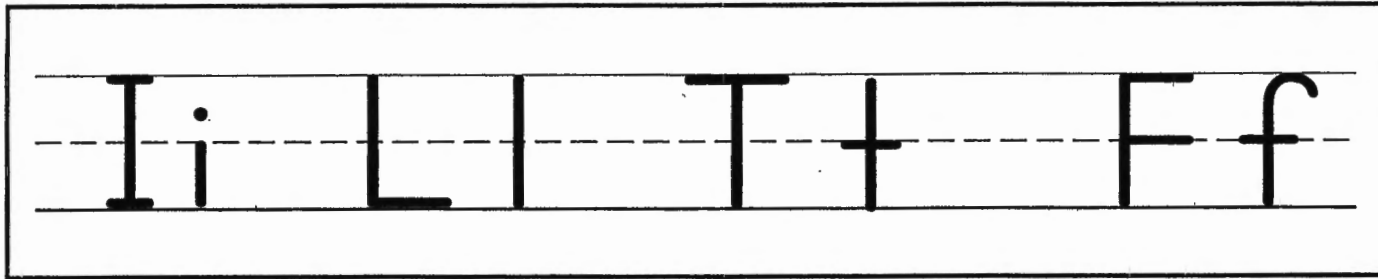
Directions: In the top box, point to the line that goes up and down. Trace it with your finger. Point to the line that goes across. Point to the line that is curved. Now trace the lines in each row with your pencil.

Name _____




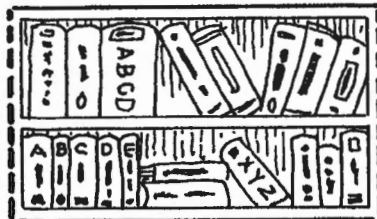


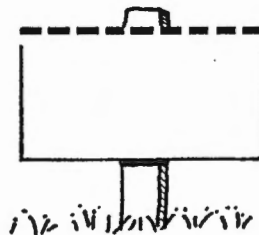
Directions: Trace the letters on the left. Then trace the letter in each word on the right.

Name _____



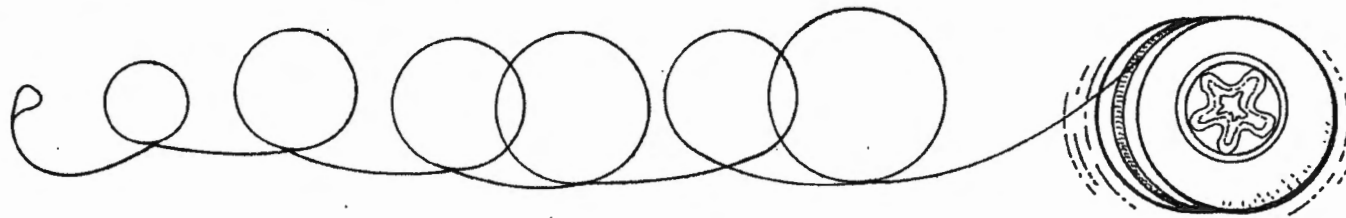
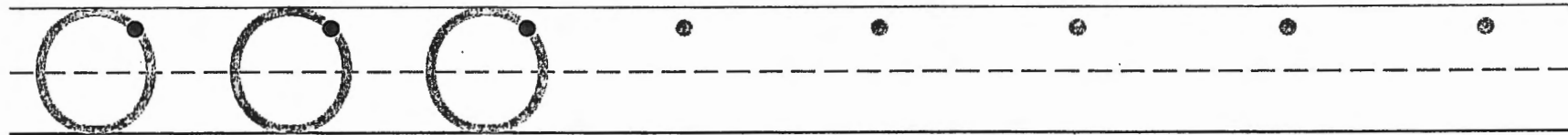
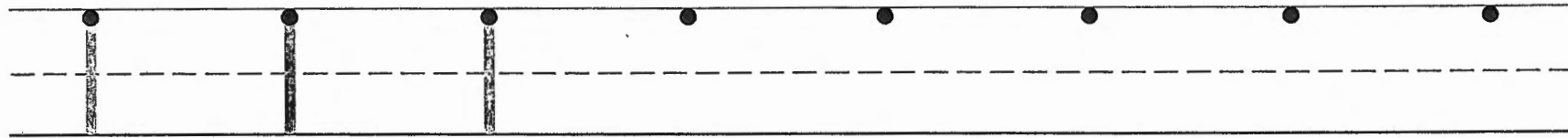
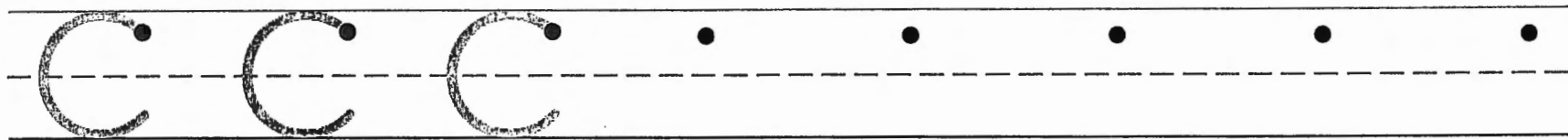
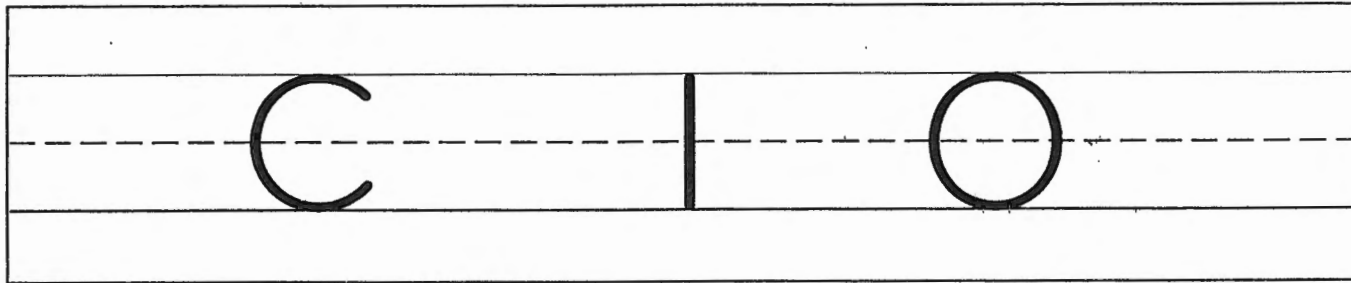
© Macmillan/McGraw-Hill

Name _____



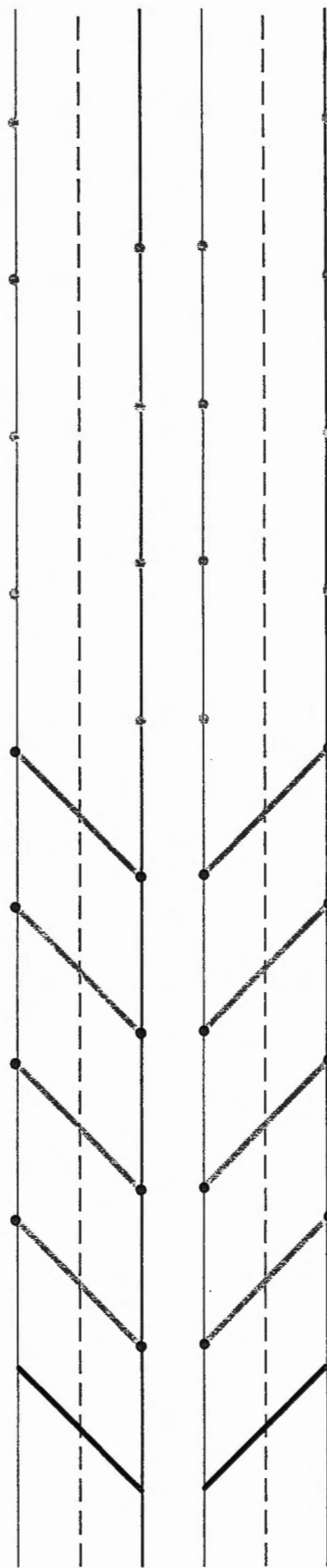
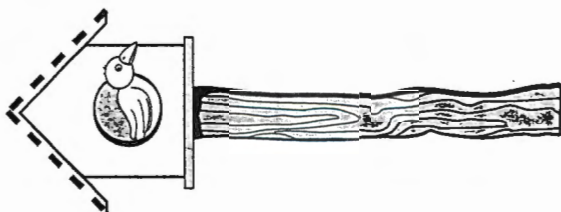
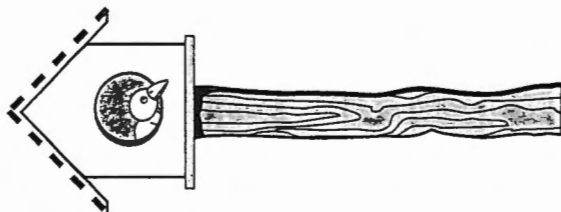
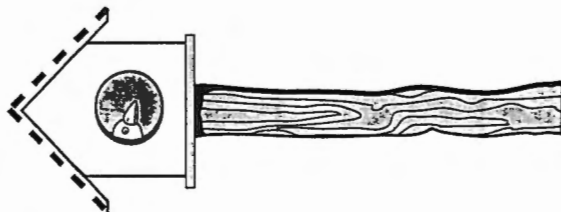
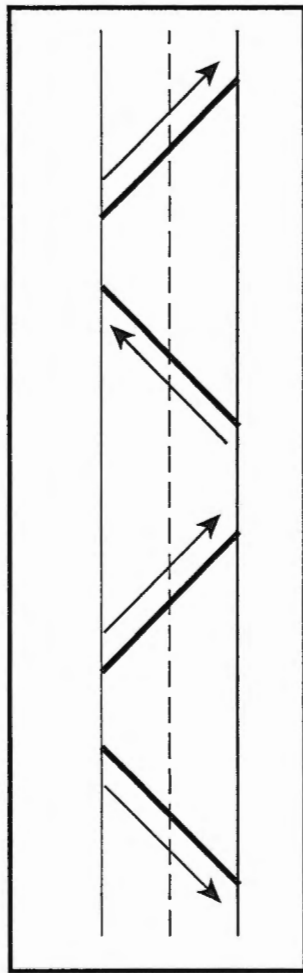
Directions: Point to the shape at the beginning of the top row. Find the picture that has a similar shape in it. Trace over that shape. Complete the page on your own.

Name _____



© Macmillan/McGraw-Hill

Name _____



© Macmillan/McGraw-Hill

Directions: Look at the slanted lines in the box. Find and trace the slanted lines in the bird houses. Trace and write the lines.

Name _____



Handwriting practice lines for the letters A, a, V, v, Y, y, N, n, W, w. Each row contains a solid letter, a dashed letter for tracing, and two dotted letters for independent writing.

A A a a

V v


Y y

N n

W w

© Macmillan/McGraw-Hill

Name _____



G	G				g	g		
P	P				p	p		
S	S				s	s		
H	H				h	h		
M	M				m	m		

Name _____



K K k k


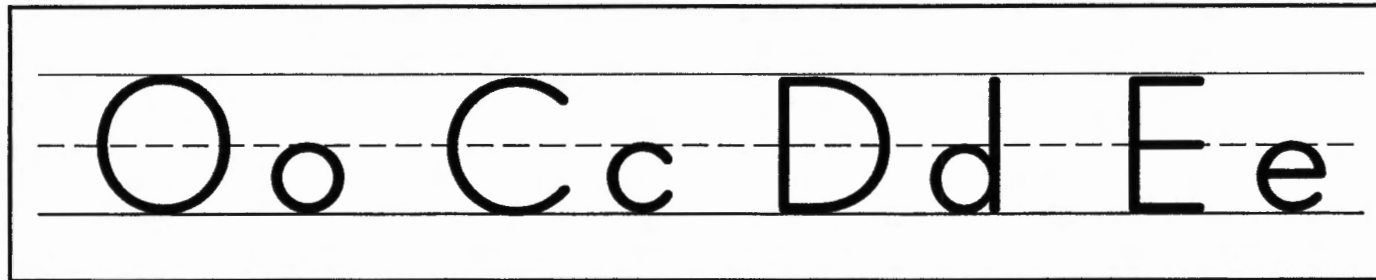
R R r r

X X x x

Q Q q q

U U u u

Name _____




© Macmillan/McGraw-Hill

Name:

10

[The page contains horizontal ruling lines but no legible text.]



Air Base K-8 Center

Kindergarten
Summer Skills
Review

Pam sees five bugs. Jim sees three bugs.
How many bugs do they see in all?




Color the traffic light.




red

yellow

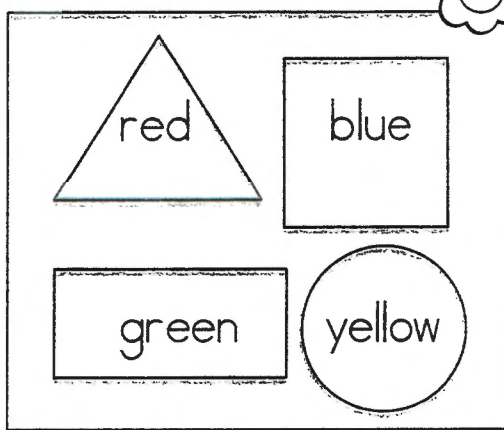
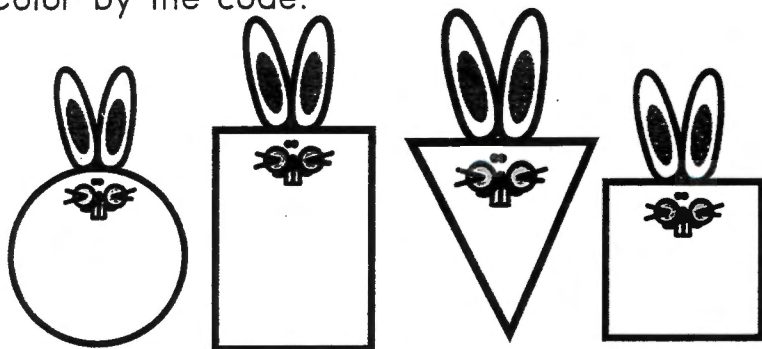
green



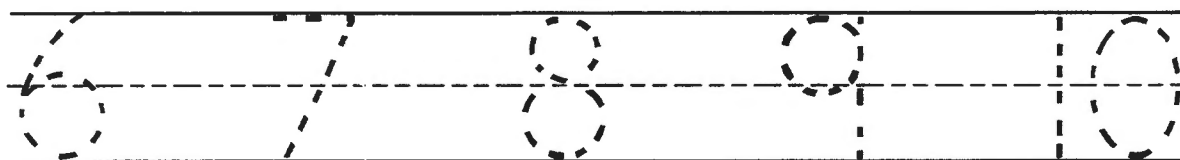
Put an "X" on the animal that does not belong.



Color by the code.




Trace the numbers.

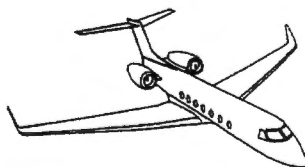


Write the letter for the beginning sound.













Circle the biggest pig.
Put a line under the smallest pig.




Color the pictures that begin with the letter Aa.




Trace the color words. Color in the circle below each color.


red




blue



yellow






Fill in the missing numbers.



1		3		5
	7		9	

Write or draw 2 rhyming words for *cat*.



--	--

Color the picture that begins the same as *glasses*.



Tom sees 7 bags. Jan sees 2 bags.
How many bags do they see in all?




+



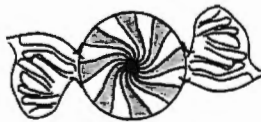
=




Circle the number of syllables for each picture.



1 2 3 4 5



1 2 3 4 5



1 2 3 4 5



1 2 3 4 5

I have 2 . 0 0 .

Write the letter for the beginning sound.

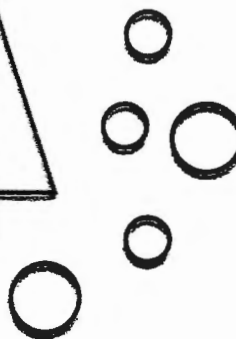
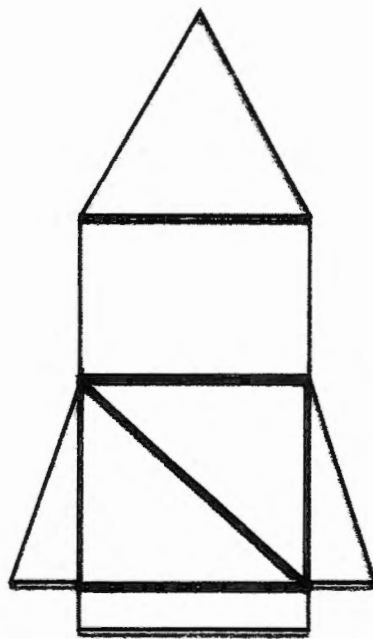












Color by the code.



	blue
	orange
	green
	yellow

How many circles do you see? _____

Put the pictures in order by writing a 1, 2, or 3 under the picture.



I see a butterfly.

Fill in the missing number.

2 _ 4

7 8 _


_ 6 7

3 _ 5

8 9 _

_ 4 5

Trace the words and color the picture to match.

The  is red.

Color the fish correctly.


The red fish is 1st.

The yellow fish is 4th.





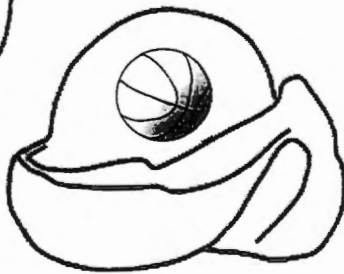
The purple fish is 3rd.

The green fish is 5th.


The blue fish is 2nd.




Color the scoops of ice cream that have the same beginning sound as the picture in the cone.



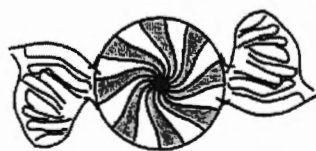
Color 7 chicks.

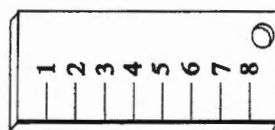


Color 9 dogs.



Write the letter for the beginning sound.










Add.





+



= _____

Color the pictures that begin with the same sound as *bat*.



Trace each word in rainbow colors.

a

to

can

blue

the

I

and

see

Add.



+



= _____

Color the picture. How many flowers did you color?




Draw a stick beside the squirrel.




Draw an acorn inside the tent.



Draw a sun above the tree.

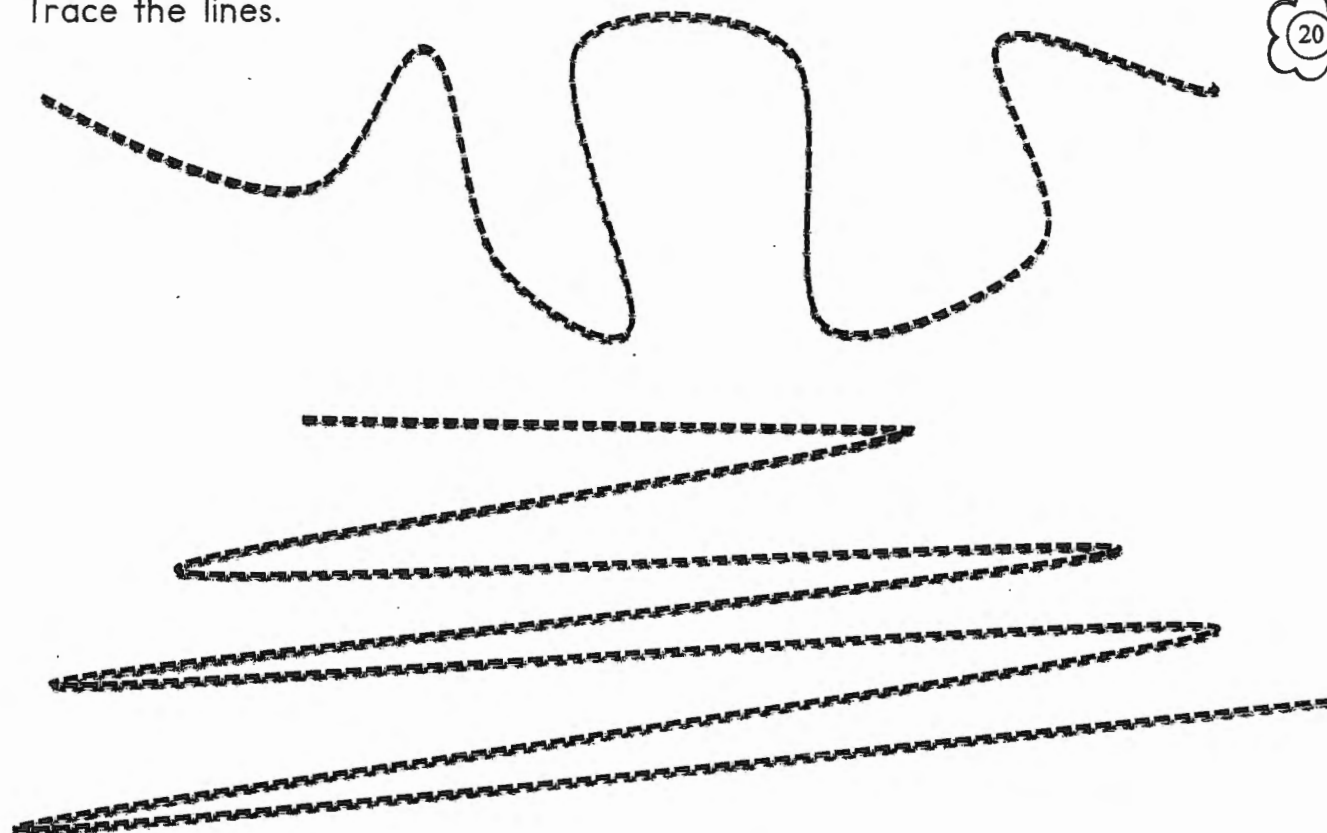


Count and write the number to tell how many.






Trace the lines.




Name each farm animal.




Write your name.


Make up a story to go with the picture.




Draw a line to match the number to the amount shown. Color.



4

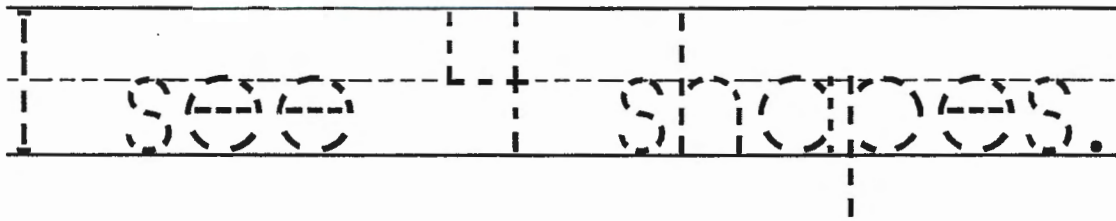



3



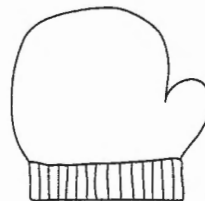

2

Trace each shape.



Draw a shape with 3 sides	Draw a shape with 4 sides


What would you wear on a hot day? Color these items red.
What would you wear on a cold day? Color these items blue.





Hey Diddle Diddle

Hey diddle diddle,
The cat and the fiddle,
The cow jumped over the moon,
The little dog laughed to see such sport,
And the dish ran away with the spoon.



Color the moon yellow.
Color the cow black and white.
Color the cat orange.
Color the fiddle red.
Color the dog brown.
Color the dish blue.
Color the spoon purple.

Little Miss Muffet

Little Miss Muffet
Sat on a tuffet
Eating her curds and whey;
Along came a spider,
Who sat down beside her
And frightened Miss Muffet away.

Color the picture that shows what happened last.



Monday

Sam found 13 seeds in his piece of watermelon.
Ling found 16 seeds in hers. Draw pictures to show how many seeds each of them found. Circle the picture of the piece of watermelon with the GREATEST number of seeds.



Tuesday

Read the word family words below. Write 4 more words that rhyme with them.

bat

flat

Wednesday

Sid wants to get 10 butterflies.
He already found 6.
How many more does he need to find?



Thursday

Cut out the words. Use them to make a sentence. Write it below.

Teacher Tam ☀

he

Did

with

you?

go

Friday

Solve these addition problems.

$3 + 1 = \underline{\quad}$

$2 + 2 = \underline{\quad}$

$5 + 1 = \underline{\quad}$

$3 + 3 = \underline{\quad}$

$7 + 1 = \underline{\quad}$

$4 + 4 = \underline{\quad}$

$8 + 1 = \underline{\quad}$

$5 + 5 = \underline{\quad}$

Monday

Read the words below. Use them to fill in the blanks. Read the sentences.

and like will Can

Was the dog black brown?


 you please help her?

Sam and I go with you.

Did she the pretty cake?

Tuesday

It is fun to go to the beach!
Draw 15 crabs.
Label them with numbers 1 to 15.



Wednesday

Read the sentences. Circle the word HE every time you see it.

He had a very good day.

Four of his friends came to see him.

Where did they go?

He went out to eat with them.

Then, they went to play at the big park.

He said that he had a very good day!



Thursday Draw one short beach umbrella. Draw one tall beach umbrella.
Label one "short" and one "tall."
Measure each umbrella with a ruler, blocks, or paper clips.



Friday

Read the word family words below. Write 4 more words that rhyme with them.

can

plan

Monday

Solve these addition problems.

$4 + 1 = \underline{\quad}$

$3 + 2 = \underline{\quad}$

$6 + 1 = \underline{\quad}$

$4 + 2 = \underline{\quad}$

$9 + 1 = \underline{\quad}$

$5 + 2 = \underline{\quad}$

$10 + 1 = \underline{\quad}$

$6 + 2 = \underline{\quad}$

Tuesday

Cut out the words. Use them to make a sentence. Write it below.

Teacher Tam 

so

ran

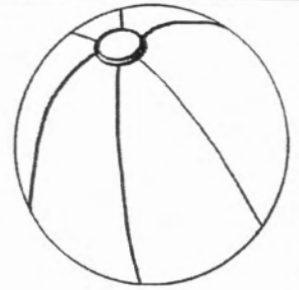
She

fast!

here

Wednesday

Juan had 18 beach balls. He put 10 in a big basket.
How many were left over? Draw a picture to show how
many balls were in the basket and how many were left over.



Thursday

Read the words below. Use them to fill in the blanks. Read the sentences.

three walk Do Please

_____ help him make the cake.


_____ you want some?

The _____ kids like to jump.

Did she go for a _____ ?



Friday



Find the sum of each addition problem.
Follow the key to color the picture.

5 = red
6 = blue
7 = green
8 = brown

Monday

Read each word. Color the REAL words red. Color the NONSENSE words blue.

mat	can	pab	sap
rip	trip	bip	mop
dop	hop	shop	sun
tub	gub	cub	mub
fip	tin	win	twin
flip	lip	chip	kip

Tuesday

Ron is serving ice cream at his birthday party. There are 4 scoops left. Two friends still need ice cream. If the 2 friends share the scoops equally, how many will each of them get? Draw a picture.



Teacher Tam ☀

Wednesday

Match each capital and lower case letter. Write them on the lines. Then, say each letter sound and think of a word that **BEGINS** with that sound.

B

c

F

p

M

b

C

m

P

f

Thursday

Fill in the missing numbers. Count to 100 by 10s.

10

30

40

60


70

80

100

Friday

Cut out the words. Use them to make a sentence. Write it below.

Teacher Tam 

cat

My

play.

likes

to

Monday

Solve these subtraction problems.

$3 - 1 = \underline{\quad}$

$4 - 2 = \underline{\quad}$

$4 - 1 = \underline{\quad}$

$5 - 2 = \underline{\quad}$

$5 - 1 = \underline{\quad}$

$4 - 3 = \underline{\quad}$

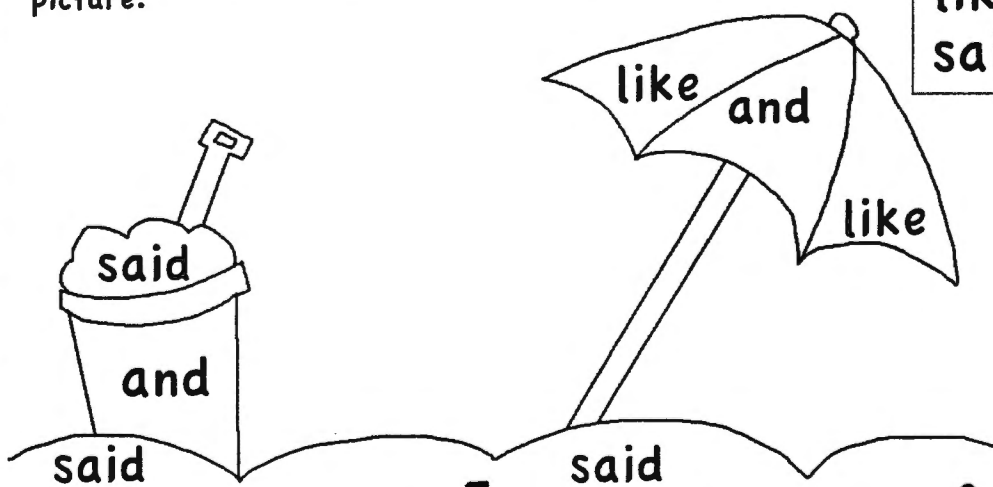
$3 - 2 = \underline{\quad}$

$5 - 3 = \underline{\quad}$

Tuesday

Read the sight words. Use the key to color the picture.

and = red
like = blue
said = brown



Beach Fun!

Wednesday

10 kids had on sunglasses.
6 of them took their sunglasses off.
How many were still wearing sunglasses?



Thursday

Read the sentences. Circle the word SHE every time you see it.

She went out to play.


"Look!" she said.

"There are four pretty flowers."

She got three of the pretty flowers.


She gave them to her mom.

They made the house look very nice.



Friday

Count and write the number of birds. Then, color the birds using an AAB pattern.




There are _____ birds.

Monday Draw a picture of something fun that you did last weekend. Write a sentence about your picture.

Tuesday

Color the picture. Color numbers LESS THAN 8 orange. Color numbers GREATER THAN 8 green.



Wednesday

Read the word family words below. Write 4 more words that rhyme with them.

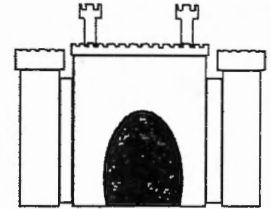
top

clop



Thursday

Draw your own sand castle. Start with a big square. Add 2 rectangles for towers. Make a door with a half oval shape.



Friday

Read one of your favorite books. Write 2 or 3 sentences about why this book is your favorite.

Monday Fill in the missing numbers. Count all the way to 100.

1	2	_____	4	5	6	7	_____	9	10
11	_____	13	14	15	_____	17	18	19	20
21	22	23	_____	25	26	27	28	29	30
31	_____	33	34	35	36	_____	38	39	40
41	42	43	44	_____	46	47	48	49	50
_____	52	53	54	55	56	57	58	59	_____
61	62	_____	64	65	66	_____	68	69	70
71	_____	73	74	75	_____	77	78	79	80
81	82	_____	84	85	86	87	88	_____	90

Tuesday

Cut out the words. Use them to make a sentence. Write it below.

Teacher Tam ☀

they

eat

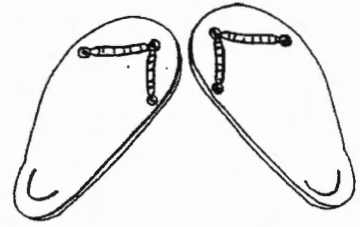
Did

all?

it

Wednesday

Five people at the pool are wearing flip flops.
How many shoes do they have altogether?



Thursday

Read the sentences. Circle the words LIKE and LIKES every time you see them.

They like to have fun in the sun.


He likes to ride his bike.

She likes to pick pretty flowers.

The big dog likes to chase bugs.

The little cat likes to chase butterflies.

They all like to have fun in the sun!



Friday

Have an adult help you. Look for 2 things in your house, such as a book and a shoe. Draw a picture of each thing. Compare them by weight.

Which object was the lightest? _____

Which object was the heaviest? _____

Monday

Read each word. Change one letter to make a new word.

cat c _ t	man ma _	pet _ et	hen _ en
sit s _ t	cup cu _	pop _ op	beg _ eg
cob c _ b	tan ta _	sun _ un	hub _ ub

Tuesday Jack and Jill both found one or more shells on the beach. Together, they found 5 shells. How many shells could each of them have found?

Jack found _____ and Jill found _____.

_____ + _____ = 5

Jack found _____ and Jill found _____.


_____ + _____ = 5

Jack found _____ and Jill found _____.

_____ + _____ = 5

Jack found _____ and Jill found _____.

_____ + _____ = 5



Teacher Tam

Wednesday

Match each capital and lower case letter. Write them on the lines. Then, say each letter sound and think of a word that **BEGINS** with that sound.

D

j

J

d

N

q

G


n

Q

g

Thursday

Count each group of objects. Graph the number of objects you find in each group.



hats	pairs of shoes	surfboards	crabs

Friday


Read the word family words below. Write 4 more words that rhyme with them.

hug

slug

Monday

Draw 20 surfboards. Write the numbers 1 to 20 on them.

**Tuesday**

Read each word. Color the REAL words green. Color the NONSENSE words orange.

cat	daw	rat	nap
net	when	ren	net
bet	hat	that	plat
rot	zot	trot	hut
flun	sun	run	shut
dug	snug	bug	hug



Wednesday

Use the "counting on" strategy to solve these addition problems.

$2 + \begin{array}{ c } \hline \bullet \bullet \bullet \\ \hline \end{array} = \underline{\hspace{2cm}}$	$3 + \begin{array}{ c } \hline \bullet \bullet \bullet \\ \hline \end{array} = \underline{\hspace{2cm}}$
$4 + \begin{array}{ c } \hline \bullet \bullet \\ \hline \end{array} = \underline{\hspace{2cm}}$	$5 + \begin{array}{ c } \hline \bullet \bullet \bullet \\ \hline \end{array} = \underline{\hspace{2cm}}$
$6 + \begin{array}{ c } \hline \bullet \bullet \\ \hline \end{array} = \underline{\hspace{2cm}}$	$7 + \begin{array}{ c } \hline \bullet \bullet \\ \hline \end{array} = \underline{\hspace{2cm}}$
$8 + \begin{array}{ c } \hline \bullet \bullet \\ \hline \end{array} = \underline{\hspace{2cm}}$	$9 + \begin{array}{ c } \hline \bullet \\ \hline \end{array} = \underline{\hspace{2cm}}$

Thursday

Read a book. Answer the following questions.

1. Who is the author?
2. Who is the illustrator?
3. Who is the main character? _____
4. Where does the story take place?

5. Retell the story.

Friday

Teacher Tam 

Count the blocks. Write the number.















Monday

Write at least 2 sentences about your favorite thing to do in the summer. Draw an illustration to go with your sentences.

Tuesday

Count the number of sea stars. Then, color them using an ABB pattern.



Teacher Tam 

There are _____ sea stars.

Wednesday

Match each capital and lower case letter. Write them on the lines. Then, say each letter sound and think of a word that **BEGINS** with that sound.

E

y

I

a

A

u

U









i

Y

e

Thursday

Use the "counting on" strategy to solve these addition problems.

2 +  = _____	3 +  = _____
4 +  = _____	5 +  = _____
6 +  = _____	7 +  = _____
8 +  = _____	2 +  = _____

Teacher Tam 

Friday

Read each word. Change one letter to make a new word.

sat s _ t	men me _	wig _ ig	peg _ eg
pit p _ t	cap ca _	pot _ ot	ten _ en
run r _ n	fin fi _	fun _ un	tug _ ug