




INCOMING 3RD GRADERS SUMMER PACKET



**AIR BASE K-8 CENTER
2025-2026**

Summer Reading Activities for Future Third Graders

[Miami Reads \(dadeschools.net\)](http://miamireads.dadeschools.net)

1. Select two books (informational & literary) to read that are at your reading level.
2. Choose one activity to complete for each book.
3. Be creative with the materials you will use as: markers, paints, construction paper, craft supplies, recycled items, etc.
4. You can use your own drawings, clip art, or internet pictures. Any hand-drawn illustrations should always be completed in color.
5. Spelling and grammar count on all projects!
6. You can print or type your project, BUT all information should be written in your own words.
NO PLAGIARISM
7. All book projects must be dated, measure $8\frac{1}{2} \times 11$, contain the title of the book.
and author's name.

Informational Text Create a trifold for your nonfiction text. Trifold should include: <ul style="list-style-type: none">• illustrations with captions• glossary (minimum 3 words)• Did you know facts? (5 facts)• Remember to include title/author.	Literary Text Create a timeline of the book. Your timeline must include at least 10 events with descriptions in order from beginning to end of the story along with pictures to represent each event.
Informational Text Write a poem about the idea, topic, or information presented in your book.	Literary Text Create a collage around central idea or theme in the book. For example: friendship, courage, family, etc. Write a half page description of the central idea or theme presented in the collage.
Informational/Literary Text Make an $8\frac{1}{2} \times 11$ ad for your book so someone else will want to read it. Write a half-page explanation why someone wants to read it.	Informational/Literary Text You are the reporter. Write a front-page news story or a report live from the scene.

Projects should not exceed the size of a sheet of paper!

Effort, creativity, and neatness count!

We highly recommend utilizing the following free online educational websites on the student portal to assist your child in preparation for third grade.

<http://read.dadeschools.net/>

[Miami Reads \(dadeschools.net\)](http://miamireads.dadeschools.net/)

<http://library.dadeschools.net/>

Students can use offline printable Lesson Logs to track their progress. Families can also monitor and celebrate student progress by regularly reviewing the i-Ready "My Progress" page with the student. A map and prompts are provided below as a helpful resource.

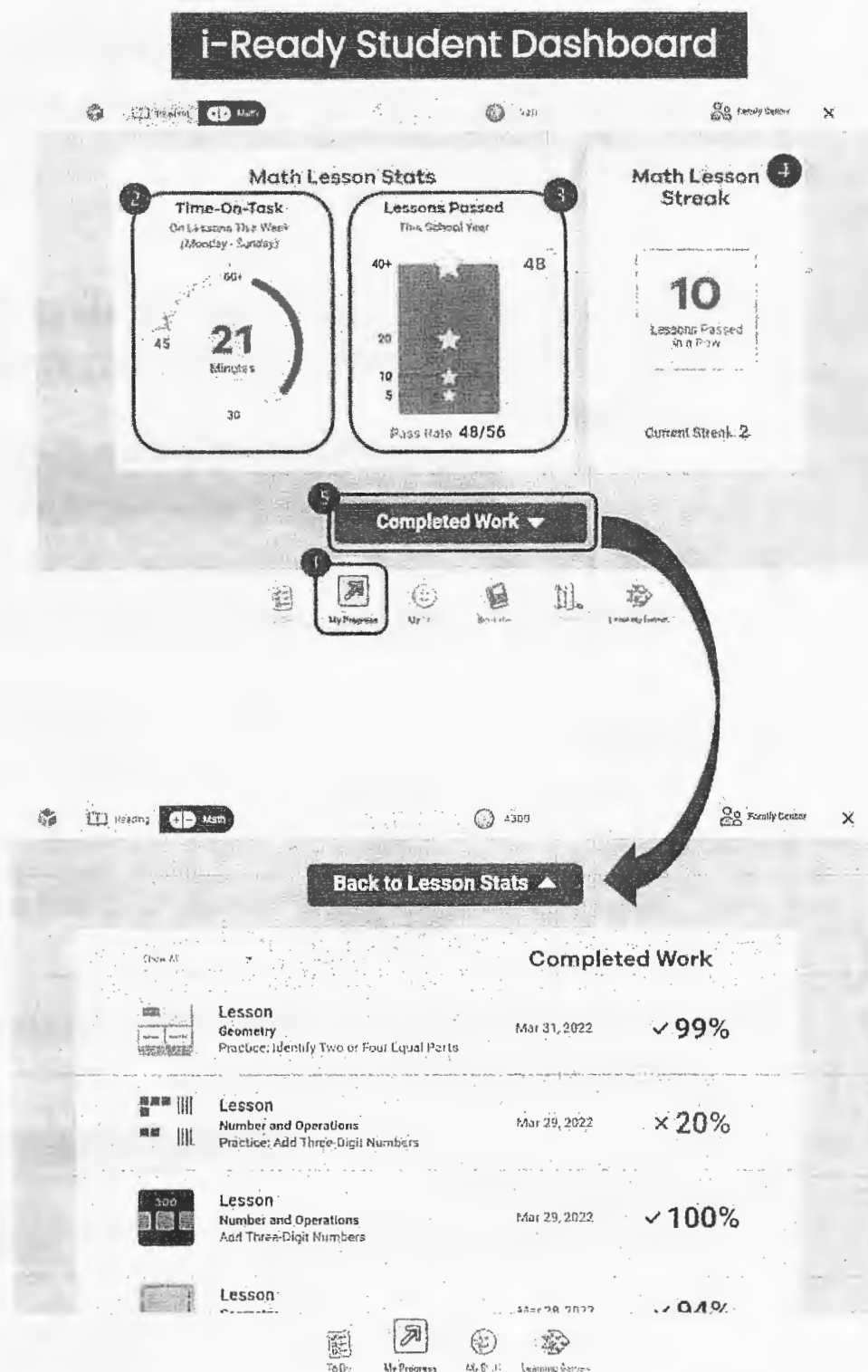
1 My Progress:
Direct your student to the My Progress section to see all their lesson stats.

2 Time-On-Task:
• How much time has your student spent on lessons this week?

3 Lessons Passed:
• How many lessons has your student passed?
• How did this number change from last week?

4 Lesson Streaks:
• What is the greatest number of lessons your student has passed in a row this school year?
• How many lessons has your student passed in a row most recently (i.e., current streak)?

5 Completed Work:
See how your student has done on each lesson.





M-DCPS: Accessing i-Ready for Summer 2025


How to Login

The i-Ready icon can be found on the student's Clever portal, under the section titled "Summer eLearning Toolbox."

1. To access the Clever portal directly, students can go to <https://www.clever.com> and select "Log in as Student."


Log in as a student


2. Type in the school name or click on the button that says, "District Username / Password."



3. Next, students will enter their district-assigned username and password.

4. Finally, click on the i-Ready icon.





Username:		Password:		
Date	Lesson Name	Score % Go to: My Progress	Time on Task	Parent's Initials
Reading				
	Reading Multisyllabic Words with Prefixes dis-, mis-,			
	Reading Multisyllabic Words with Suffixes -less, -ful			
	High-Frequency Words: Lesson 37			
	Working with Words: 20			
	Working with Words: 23			
	Identify the Central Idea			
	Describe Connections Between Historical Events			
	Determine Word Meanings			
	Explain How Images Support Text			
	Connect Words and Pictures			
Mathematics				
	Add by Breaking Apart Two-Digit Numbers			
	Add within 100 on Number Lines, Part 1			
	Subtract within 100 on Number Lines			
	Add to Subtract within 100 on Number Lines			
	Understand Hundreds, Tens, and Ones			
	Use Hundreds, Tens, and Ones			
	Practice: Use Hundreds, Tens, and Ones			
	Add or Subtract 10 or 100			
	Solve Two-Step Problems			
	Add Using Arrays			

Each lesson varies in time and a score will not be available until a student completes the lesson

Keep the learning going this summer with IXL!



Exciting news: your child will have access to IXL all summer long! To get started, simply have your child sign in to IXL and start working on skills.

And, easily find the right skills to prepare your child for next school year with IXL's **Summer Boost skill plans**. These ready-made sets of essential skills prepare kids for their next grade level. Have your child work through these day-by-day recommendations over the summer to give them a strong start next school year.

How to find the perfect IXL skills for summer

1

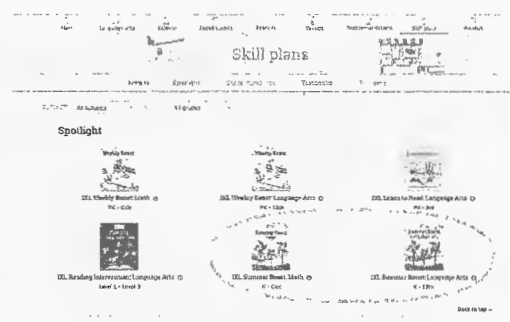
Once signed in to IXL, hover over Learning in the green toolbar and click on **Skill plans**.



2


Click into a **Summer Boost skill plan**, located at the top of the page in the Spotlight section.

*Hint: If a child just finished 4th grade and is a rising 5th grader, click into the 5th grade skill plan.



3


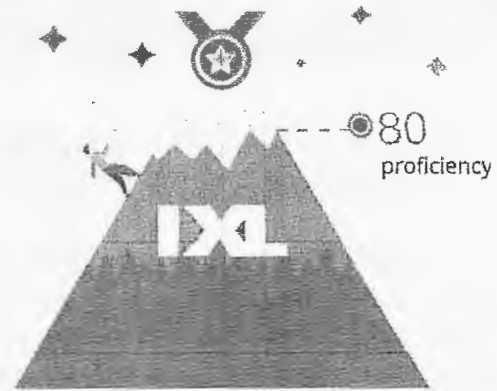
Your child can begin working on the **skill plan** by clicking into the first skill. We suggest following the pacing guide on the skill plan.



Work to a SmartScore of 80

For each IXL skill, your child should work to a SmartScore of 80, which is considered proficiency. This assures that they have a really good grasp on the skill.

If your child achieves proficiency and is ready for a challenge, they can always strive for mastery—a SmartScore of 100!




In-the-moment support

IXL provides built-in tools to assist kids learning on their own. This includes audio support, comprehensive support in more than 80 languages, video tutorials for key math and language arts skills, and immediate feedback with step-by-step explanations.

Track your child's progress

See how your child is progressing and where you can help them grow. Navigate to Analytics to open the Student Summary report.

Change the date range to filter for your child's summer progress. You'll see all their recent accomplishments, which skills they need additional help on, and ways that you can provide extra support with IXL.



Go above and beyond

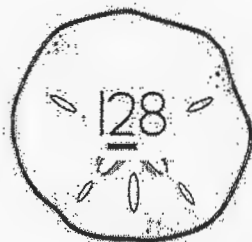
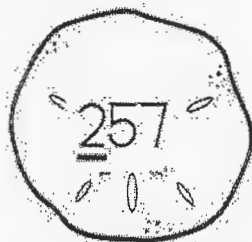
Challenge your child with a "Next Up" skill! After kids have reached a SmartScore of 90 in a skill, IXL recommends "Next Up" skills that build upon what your child just learned so they can continue to advance.




1 Name _____

Sand Dollar **VALUES**

Identify the value of the underlined digits on each sand dollar. Write the value on the line.

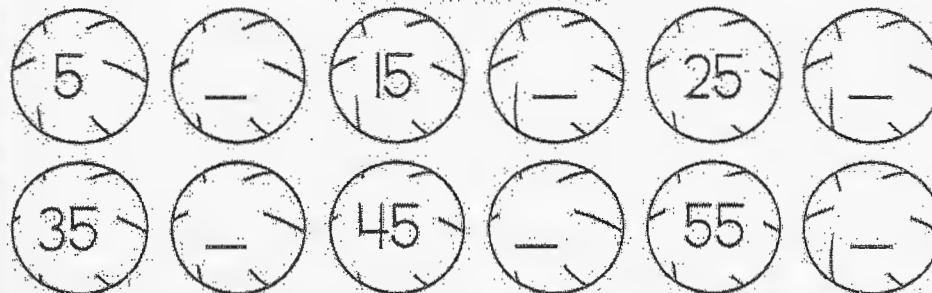


SUMMER Review Week 1 Monday



Beach Ball **SKIP COUNTING**

Practice skip-counting by 5's! Write the missing numbers in the beach balls.



3

Wavy **NUMBER LINES**

Fill in the number line, then plot the number below. When you're finished, tell what the number is rounded to the nearest 10.




22 rounded to the nearest 10 is _____

4

Ice Cream **FACT FAMILIES**


Write two addition and two subtraction equations for each fact family.




5

Counting **MONEY**

Write the name and value of each coin below.





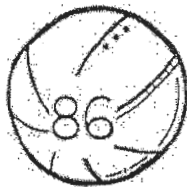
Name _____

Beach Ball **NUMBERS**

Write each number in word form.






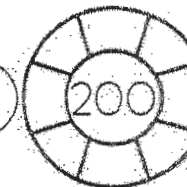
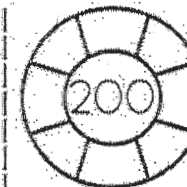
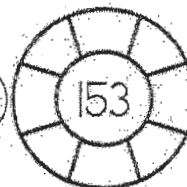



SUMMER Review Week 1 Tuesday




Buoy **COMPARISONS**

Compare the numbers on the buoys below using $<$, $>$, or $=$. Color the buoy with the bigger number red. Color both if they are equal.



Wavy **NUMBER LINES**

Plot the numbers 130, 150, and 190 on the number line below.

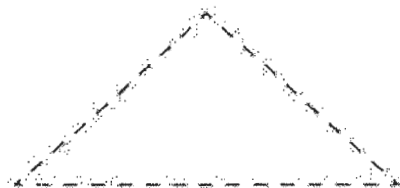


Tracing **SHAPES**

Trace the polygon then write down the name and different attributes below.

Number of sides:

Number of angles:



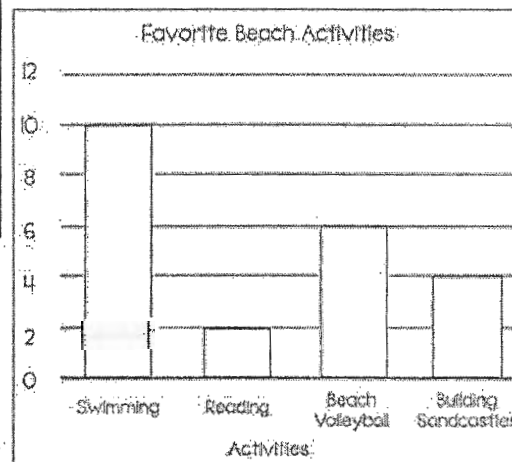


1. Which beach activity is the most popular?

2. Which beach activity is the least popular?

Summer **GRAPHING**

Use the data in the bar graph to answer the three questions.




3. How many more votes did the most popular activity receive than the least popular?



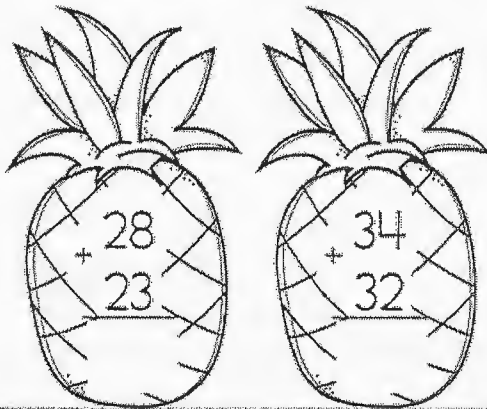
Name _____

SUMMER Review Week 1 Wednesday




Pineapple **ADDITION**

Find the sum on each pineapple. If you need to regroup, color your pineapple yellow.



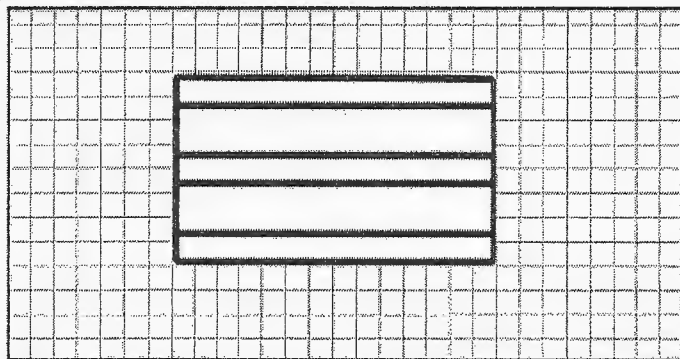
Seashell **SUBTRACTION**

Find the difference on each seashell. If you need to regroup, color your seashell pink.



Beach Mat **PERIMETER**

Count the squares to find the perimeter of the beach mat, then write the answer on the line below.



_____ units

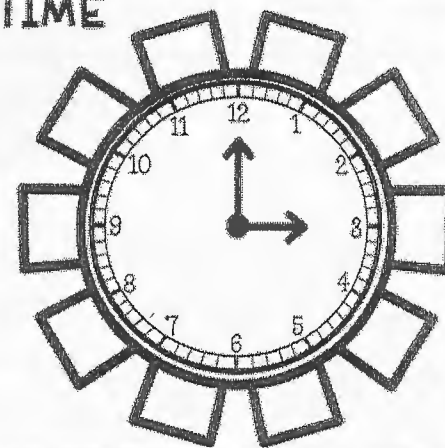
Summer **WORD PROBLEMS**

Lucy went to the beach and found 15 sea shells in the morning, and 20 sea shells in the afternoon. How many sea shells did she find in all?




Sunny **TIME**

Look at the analog clock and write the time on the digital clock.



Name _____

SUMMER Review Week 1 Thursday



Starfish MORE OR LESS

Write the numbers that are 10 more and 10 less than the given numbers.

187

10 less 10 more

293

10 less 10 more


Summer LINES OF SYMMETRY

Circle "yes" or "no" to tell if the figure shows a line of symmetry.



yes no

Summer MEASUREMENT





Color the ruler to mark the measurement, then write the length of the item on the line.

_____ in


Summer FRACTIONS

Circle the rectangle that shows thirds.



Ant ARRAYS

Write the addition equations that represent the array.



Rows: ____ + ____ = ____ Columns: ____ + ____ = ____

Air Base K-8 Center for International Education

Third Grade Supply List

Reading, Language Arts, Social Studies

Each student needs:

- Charged laptop (may be checked out from the school, insurance is required) **(will be used for all SUBJECTS)**
- Headphones or earbuds (labeled with student's name) **(will be used for all SUBJECTS)**
- Zipper supply pouch (labeled with student's name) **(no boxes) (will be used for all SUBJECTS)**
- (2) composition notebooks (wide ruled labeled with student name and subject -Reading and Language Arts)
- 1 ply /plastic 2-pocket folders with prongs and ten sheet protectors inside folder
- 1 pencil sharpener with cover
- Red pens
- 3 glue sticks
- 1 pair of scissors
- Expo dry-erase markers (primary colors)
- 1 pack of highlighters (any color)
- Sharpened no. 2 pencils (3 daily)
- 1 box of colored pencils
- Post-it notes

Mathematics and Science

Each student needs:

- Sharpened no. 2 pencils (3 daily)
- Expo dry-erase markers (primary colors)
- Two large erasers
- (2) composition notebooks (wide ruled, labeled with student name and subject -Math and Science)
- 1 BLUE poly/plastic 2-pocket folders with prongs

Homeroom Classroom Supplies

Lysol spray	Kleenex tissues	1 ream of WHITE CARDSTOCK
Clorox/Lysol wipes	Hand sanitizer (pump)	Zip-loc bags (gallon, quart, sandwich and 2 gallon bags)
1 ream of white copy paper	1 ream of colored copy paper	

UPCOMING FEES: <https://airbasek8.memberhub.com/store?limit=21&live=true>

- Third Grade Spirit Shirt
- Agenda/Yellow communicator Folder

***** Keep most of the supplies at home in an accessible place to replenish over the year.***

AIRBASE K-8 Center
World Languages Grades 1 – 5
SCHOOL SUPPLIES 2025- 2026



FRENCH

Essential Supplies

- Pencils
- Crayons/colored pencils
- 2 composition books
- A pair of scissors
- Glue stick
- Assorted color index cards
- A separate pencil pouch to be left in the French class (for First grade only)
- A 1-inch binder with sheet protectors

SPANISH AS A SECOND LANGUAGE

- Pencils
- 1 composition book
- Scissors and glue.
- Assorted color index cards
- Pencil sharpener
- Crayons/ colored pencils
- A separate pencil pouch to be left in Spanish class (for First grade only)

SPANISH FOR SPANISH SPEAKERS

- Pencils
- Assorted color index cards
- Ziploc sandwich bags (Second grade only)
- A pencil case
- 1 composition book
- A 1-inch red view binder with sheet protectors for first and second grade only

Wish List

- Kleenex
- Anti-bacterial Hand **wipes** (no liquid or gel hand sanitizer)
- Baby wipes
- Ream of copy paper
- Dry erase markers
- A box of #2 sharpened pencils

Please label all supplies designated for World Language as “World Languages”

Additional materials may be requested by the specific World Language Teacher