


# **AIR BASE K-8**



# **CENTER**



## **SUMMER PACKET**

# **INCOMING 3<sup>RD</sup> GRADERS**

**2024-2025**

# Summer Reading Activities for Future Third Graders

1. Select two books (informational & literary) to read that are at your reading level.
2. Choose one activity to complete for each book.
3. Be creative with the materials you will use as: markers, paints, construction paper, craft supplies, recycled items, etc.
4. You can use your own drawings, clip art, or internet pictures. Any hand-drawn illustrations should always be completed in color.
5. Spelling and grammar count on all projects!
6. You can print or type your project, BUT all information should be written in your own words.  
NO PLAGIARISM
7. All book projects must be dated, measure  $8\frac{1}{2} \times 11$ , contain the title of the book and author's name.

<b>Informational Text</b> Create a tri-fold for your nonfiction text. Tri-fold should include: <ul style="list-style-type: none"> <li>• illustrations with captions</li> <li>• glossary (minimum 3 words)</li> <li>• Did you know facts? (5 facts)</li> <li>• Remember to include title/author</li> </ul>	<b>Literary Text</b> Create a timeline of the book. Your timeline must include at least 10 events with descriptions in order from beginning to end of the story along with pictures to represent each event.
<b>Informational Text</b> Write a poem about the idea, topic, or information presented in your book.	<b>Literary Text</b> Create a collage around central idea or theme in the book. For example: friendship, courage, family, etc. Write a half page description of the central idea or theme presented in the collage.
<b>Informational/Literary Text</b> Make a poster $8\frac{1}{2} \times 11$ advertising your book so someone else will want to read it. Write a half page explanation why someone will want to read it.	<b>Informational/Literary Text</b> You are the reporter. Write a front-page news story or a report live from the scene.

**Projects should not exceed the size of a sheet of paper!**


**Effort, creativity and neatness count!**

We highly recommend utilizing the following free online educational websites on the student portal to assist your child in preparation for third grade.

<http://read.dadeschools.net/>

<http://library.dadeschools.net/>





SCAN  
ME



# Summer Reading 2024

Access to booklists,  
activities, and eBooks for  
all grades K-12



**Reflex****Math fact fluency – problem solved!**

## Summer Tips for Success with Reflex!

Dear Parents/Guardians,

Help your child avoid the “summer slide” and encourage them to use their Reflex account this summer! Reflex is an online, game-based program that helps students build fast and effortless recall of math facts. Research has shown that quick recall of math facts is critical for future success in mathematics.

### Summer Tips for Success

- **Student Login is via M-DCPS Student Portal**
  - Select Reflex via Schoology.
  - Students will be taken directly into their accounts. No username or password required.
- Students are encouraged to login to **Reflex** math through their student portal at least 3 times a week and strive for the “**green light**” each time. Importance of the Green Light Info
- Your child can utilize the **Reflex** math program from any device with Internet access throughout the summer, including smartphones.
- **Reflex** helps students of all ability levels to develop fluency with their basic facts in addition, subtraction, multiplication and division.
- **Reflex** continuously monitors your child’s performance to create an optimal experience for them.
- Encourage your child(ren) to participate in the **M-DCPS Reflex Summer Math Challenge**. No special registration required. Just login as usual, *Get the Green Light*, and have fun throughout the summer.

Have a wonderful & safe summer!

If you have any questions, contact

**Maira Maguire**

[mmaguire@explorellearning.com](mailto:mmaguire@explorellearning.com)





# 2024 DISCOVERY EDUCATION SUMMER FUN ACTIVITIES

## Who?

Students in grades PreK through 12 during the 2024-2025 school year.

## What?

Access to pre-assigned engaging and fun activities and lessons from the Discovery Education student dashboard.

Elementary and Middle School Students (PreK-8):

- Explore engaging activities and lessons on a variety of topics, play interactive games, and/or go on a virtual field trip without having to leave home!

High School Students (9-12):

- Review or prepare for Algebra 1, Biology, and/or American Literature with supplemental lessons.

## When?

TBA!

### Navigating Discovery Education



Students can access DE from the M-DCPS portal from any browser and device.




Once signed in, view the summer student assignments at the top of your homepage. Select the assignment(s) to see details.



Finished with all the summer activities and lessons? Explore DE resources on a topic you're learning about or are curious about! Use the keyword box at the top of your homepage to get started.

- 1 Log into your portal at: [www.dadeschools.net](http://www.dadeschools.net)
- 2 Click on the Schoolology file.
- 3 In Schoolology, click on the 'waffle' and select Discovery Education. A new window will open.




No registration required.

For more information, contact:  
Elizabeth Lazo, [ELazo@DiscoveryEd.com](mailto:ELazo@DiscoveryEd.com)



## Summer resources

Fun ways to keep students learning this summer



**Miami Dade County Public Schools**

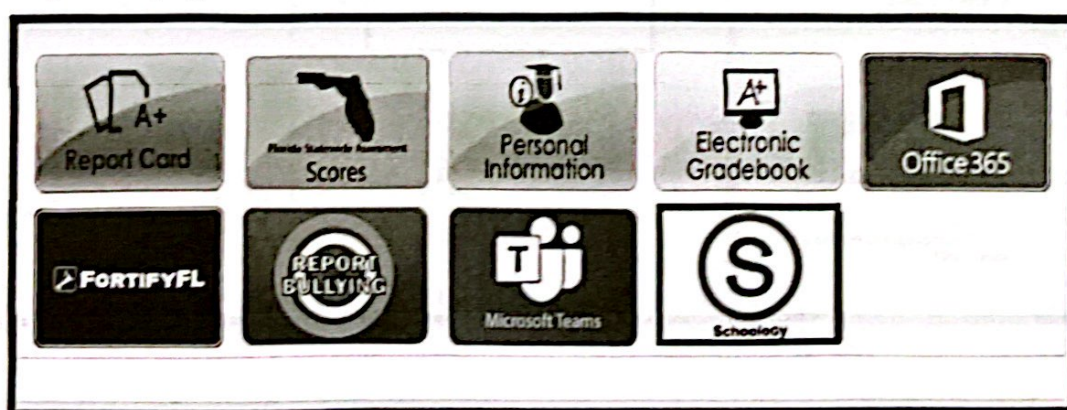
# IXL Summer Boost

## Home Practice for K-8 Mathematics

The IXL Summer Boost skill plans are available for home (or on-the-go) practice to keep students' math skills sharp during Summer Break. Students can keep up with essential Mathematics learning every day during the break with exciting activities and themes highlighting foundational and high-priority math skills and concepts from the previous school year. The IXL Summer Boost skill plans are custom created for each grade level, Kindergarten through Grade 8, and are a great way to learn or retain content that was taught during the 2023-2024 school year.

Starting below and on the following pages, you will find the step-by-step instructions on how to navigate to the IXL platform through the student portal.

1. Once logged into the student portal, click on the Schoology tile shown below from the main portal page.






2. Click on **District Username/Password** and sign in using student's Miami Dade County Public Schools **Student Username and Password**.

## Miami Dade County Public Schools

Not your district?


 District Username/Password

Having trouble?

[Http://passwordreset.dadeschools.net/Hitachi\\_Staff/psf.exe#2](http://passwordreset.dadeschools.net/Hitachi_Staff/psf.exe#2)

Or [get help logging in](#)



## Clever



Clever Badge log in


[District admin log in](#)

3. Select student's **Math Course**.




Courses ▾ Groups ▾ Resources Grade Report


RECENT ACTIVITY COURSE DASHBOARD




2023-2024 2nd Grade Reading and Language Arts Gifted



2nd Grade Math



03 - Language Arts Reading Gifted Grade - C6801



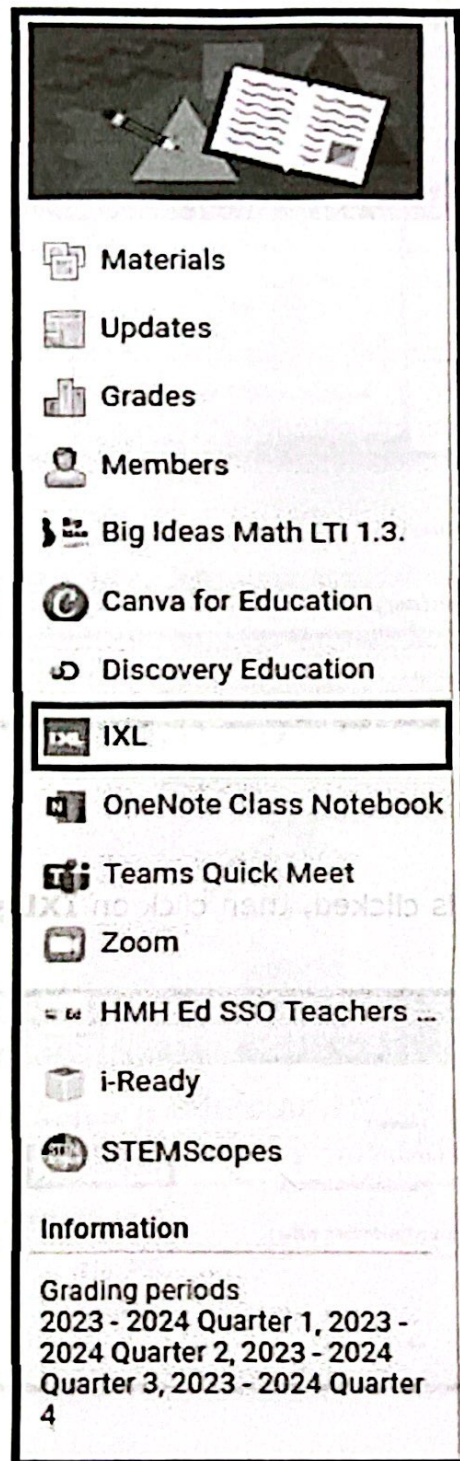
HR - Elementary Homeroom - 20010

Upcoming Events

No upcoming events

Calendar

4. Once in the math course, on the left side toward the bottom of the row, **select IXL.**



The screenshot shows a sidebar menu with the following items:

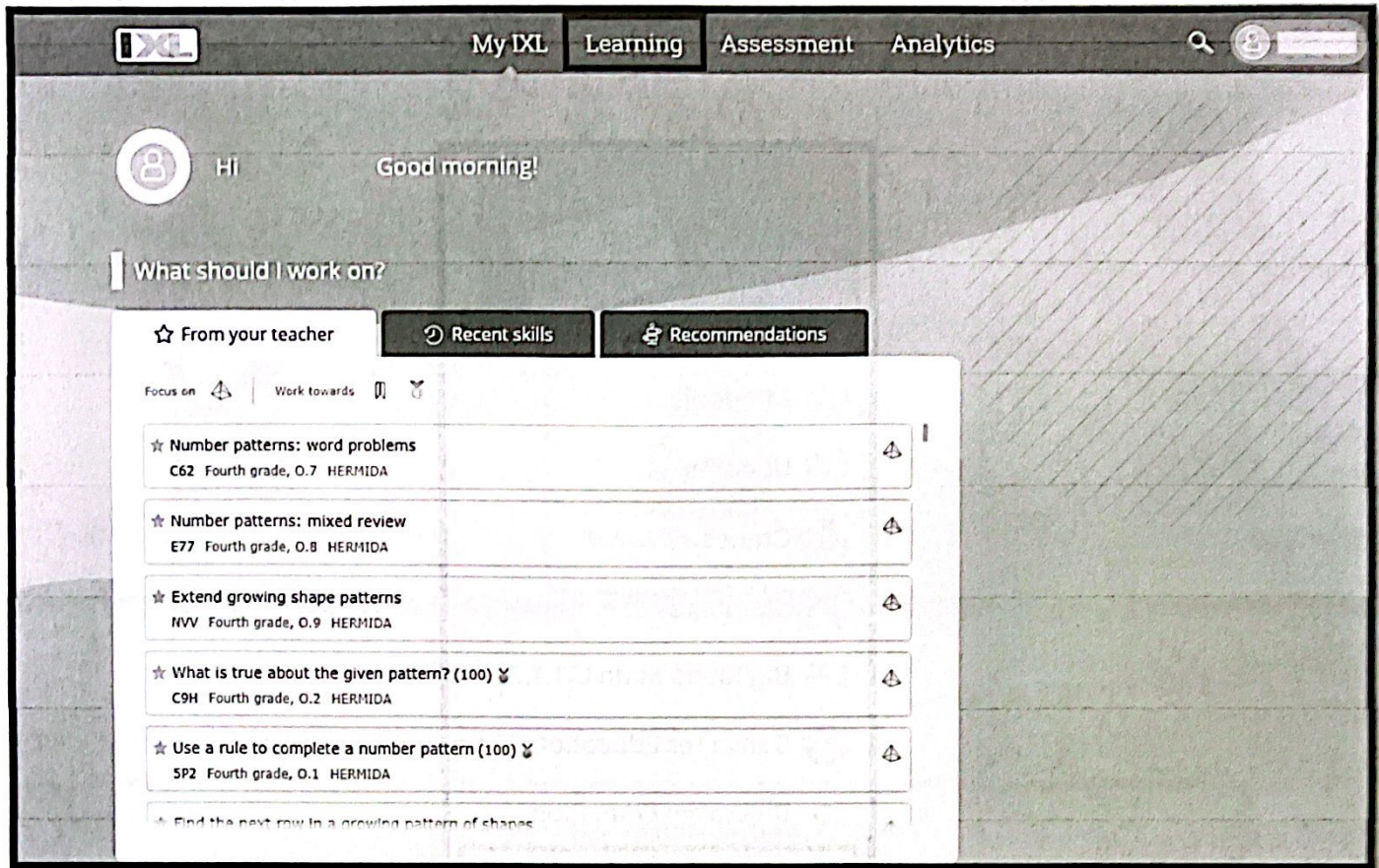
- Materials
- Updates
- Grades
- Members
- Big Ideas Math LTI 1.3.
- Canva for Education
- Discovery Education
- IXL** (highlighted with a black border)
- OneNote Class Notebook
- Teams Quick Meet
- Zoom
- HMH Ed SSO Teachers ...
- i-Ready
- STEMScopes

Below the menu items is a section titled "Information" which contains the following text:

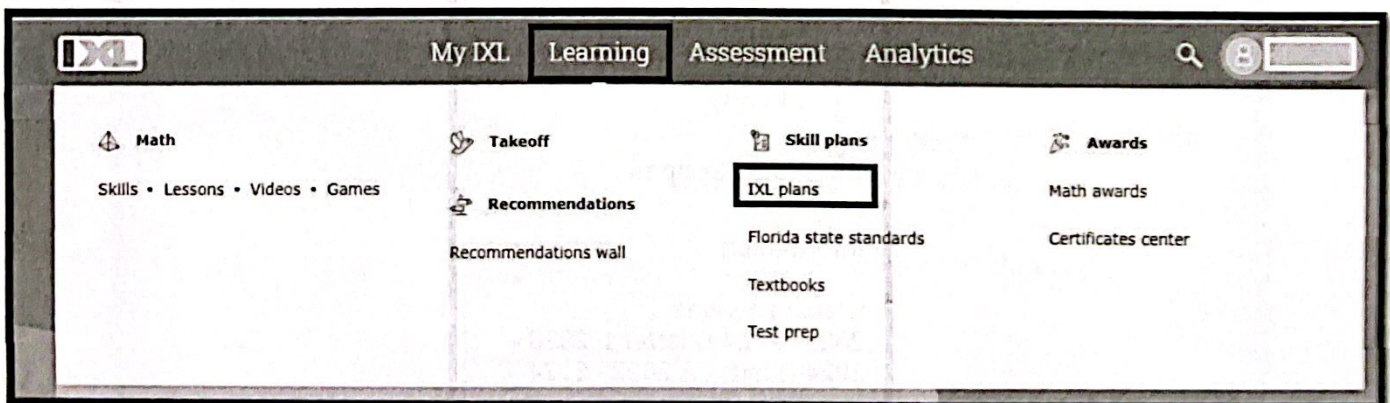
Grading periods  
2023 - 2024 Quarter 1, 2023 -  
2024 Quarter 2, 2023 - 2024  
Quarter 3, 2023 - 2024 Quarter  
4



5. From the IXL Home Page, click on **Learning**.



6. Once the **Learning** tab is clicked, then click on **IXL plans** under the Skill plans column.





7. Click on **IXL Summer Boost: Math (K – 8<sup>th</sup>)**.

### Spotlight




IXL Weekly Boost: Math  
PK - Calc



IXL Weekly Boost: Language Arts  
PK - 12th



IXL Learn to Read: Language Arts  
PK - 3rd



IXL Reading Intervention: Language Arts  
Level 1 - Level 3



IXL Summer Boost: Math  
K - Calc



IXL Summer Boost: Language Arts  
K - 12th

8. Click on the **appropriate** Grade Level.




### IXL Summer Boost: Math

Help students solidify their understanding of key concepts this summer with IXL's day-by-day skill plan!

K   1st   2nd   3rd   4th   5th   6th  
7th   8th   Alg\_1   Geo   Alg\_2   Precalc  
Calc



9. Once on this landing page, the student is now ready to select their **Summer Boost Skill Plan** link(s) to begin working on their skill plan(s) for the day! (See grade 4 and grade 6 samples below)



**IXL Summer Boost**

Math 4th

### IXL Summer Boost skill plan - Math 4th grade

Help rising fourth graders solidify their understanding of key concepts this summer with IXL's day-by-day skill plan!


Week 1 2 3 4

Print skill plan

---

**1** Days 1-5

Day 1	Multiplication facts for 6, 7, 8, and 9
Day 2	Measurement word problems
Day 3	Subtract across zeros



**IXL Summer Boost**

Math 6th

### IXL Summer Boost skill plan - Math 6th grade

Help rising sixth graders solidify their understanding of key concepts this summer with IXL's day-by-day skill plan!

Week 1 2 3 4

Print skill plan

---

**1** Days 1-5

Day 1	Multiply by 2-digit numbers: complete the missing steps
Day 2	Write numerical expressions for word problems
Day 3	Relationship between decimal place values




# ACCESSING I-READY THROUGH CLEVER SUMMER 2024



1

Go to: <https://www.clever.com>

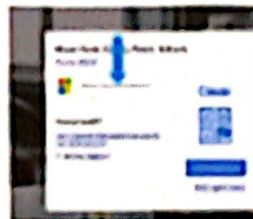

Select "**Log in as Student**"



2

Type in **School Name** and/or Click  
**District Username/Password**

Log in



3

Type in **Portal Username/Password**

Click on the **i-Ready Icon**



i-Ready





	Username:	Password:		
Date	Lesson Name	Score % Go to: My Progress	Time on Task	Parent's Initials
<b>Reading</b>				
	Identify the Central Idea			
	Determine Word Meanings			
	Describe Connections Between Historical Events			
	Working with Words: 20			
	Working with Words: 23			
	Connect Words and Pictures			
	High-Frequency Words: Lesson 37			
	Explain How Images Support Text			
	Reading Multisyllabic Words with Prefixes dis-, mis-, non-			
	Reading Multisyllabic Words with Suffixes -less, -ful			
<b>Mathematics</b>				
	Understand Hundreds, Tens, and Ones			
	Use Hundreds, Tens, and Ones			
	Practice: Use Hundreds, Tens, and Ones			
	Add or Subtract 10 or 100			
	Add by Breaking Apart Two-Digit Numbers			
	Add within 100 on Number Lines, Part 1			
	Subtract within 100 on Number Lines			
	Add to Subtract within 100 on Number Lines			
	Solve Two-Step Problems			
	Add Using Arrays			

\*Each lesson varies in time and a score will not be available until a student completes the lesson\*



# Air Base K-8 Center for International Education

## Third Grade Supply List

### Reading, Language Arts, Social Studies

Each student needs:

- Charged laptop (may be checked out from the school, insurance is required) **(will be used for all SUBJECTS)**
- Headphones or earbuds (labeled with student's name) **(will be used for all SUBJECTS)**
- (2) composition notebooks (wide ruled)
- 2 ply /plastic 2-pocket folders with prongs and ten sheet protectors inside folder
- Zipper supply pouch (labeled with student's name) (no boxes)
- 2 pencil sharpeners with cover
- Red pens
- glue sticks
- Expo dry-erase markers (primary colors)
- 2 highlighters (any color)
- Sharpened no. 2 pencils (3 daily)
- 1 box of colored pencils
- Post-it notes

### Mathematics and Science

Each student needs:

- Sharpened no. 2 pencils (3 daily)
- Expo dry-erase markers (primary colors)
- Two large erasers
- 1 pack of highlighters
- Zipper pencil pouch (labeled with student's name) (no boxes)
- (2) composition notebooks (wide ruled)
- 1 BLUE poly/plastic 2-pocket folders with prongs
- 1 pair of scissors
- glue sticks

### Homeroom Classroom Supplies

Lysol spray	Kleenex tissues	1 ream of WHITE CARDSTOCK
Clorox wipes	Hand sanitizer (pump)	Zip-loc bags (gallon, quart, sandwich and 2 gallon bags)
1 ream of white copy paper	1 ream of colored copy paper	

**UPCOMING FEES:** <https://airbasek8.memberhub.com/store?limit=21&live=true>

- Third Grade Spirit Shirt
- Agenda/Yellow communicator Folder

**\*\* Keep most of the supplies at home in an accessible place to replenish over the year.**



**AIRBASE K-8 Center  
World Languages Grades 1 – 5  
SCHOOL SUPPLIES 2024- 2025**



**FRENCH**

**Essential Supplies**

- Pencils
- Crayons/colored pencils
- 2 composition books
- A pair of scissors
- Glue stick
- Assorted color index cards
- A separate pencil pouch to be left in the French class (for First grade only)
- A 1-inch binder with sheet protectors

**SPANISH AS A SECOND LANGUAGE**

- Pencils
- 1 composition book
- Scissors and glue.
- Assorted color index cards
- Pencil sharpener
- Crayons/ colored pencils
- A separate pencil pouch to be left in Spanish class (for First grade only)

**SPANISH FOR SPANISH SPEAKERS**

- Pencils
- Assorted color index cards
- A pencil case for Foreign Language class
- 1 composition book
- A 1-inch red view binder with sheet protectors for first and second grade only

**Wish List**

- Kleenex
- Hand sanitizing wipes
- Disinfecting wipes
- Baby wipes
- Ream of copy paper
- Dry erase markers
- Ziploc sandwich bags and / or gallon bags
- A box of #2 sharpened pencils

***Please label all supplies  
Additional materials***