


# **Air Base K-8 Center**

**Summer Packet  
2022**

**Rising  
First Grade**



# SCHOOL SUPPLY LIST

First Grade 2022-2023 School Year



## Dear First Grade Families,

Here is the list of supplies that will be helpful to get our school year started! Please write your child's name on all the supplies. Also NO ROLLING BOOKBAGS are allowed in first grade since students will only be carrying home one folder each day. On the first day of school, please send all supplies labeled, with your child's name on it!

Thank you! 😊

- ☐ One 1-inch Clear View binder (clear sleeve for cover sheet)
- ☐ 4-Wide ruled journals labeled with your child's name on it
- ☐ 1 Zippered Pencil Pouch (NO BOXES)
- ☐ 1-10 pack of #2 pencils (in addition, 3 sharpened pencils DAILY)
- ☐ 1 pack of colored construction paper
- ☐ 24 pack of Crayola Crayons
- ☐ Large red eraser
- ☐ 4- 3 pack of Elmer's glue sticks if possible
- ☐ 1 pair of safety scissors
- ☐ 2 plastic duo tang folder (1 Blue, 1 Red)
- ☐ 1 pack of multicolored highlighters
- ☐ 1 pack of lined index cards
- ☐ 1 big pack of Clorox disinfectant wipes
- ☐ 1 pair of headphones (place in big Ziploc with your child's name on it)



# SUPPLY WISH LIST

First Grade 2022-2023 School Year

- ☐ Hand Sanitizer
- ☐ Lysol Disinfectant Spray
- ☐ Baby Wipes
- ☐ White copy paper
- ☐ Colored copy paper
- ☐ White and colored cardstock
- ☐ Post-it Notes
- ☐ Pack of sheet protectors
- ☐ Tissue boxes
- ☐ Snack size Ziploc Bags
- ☐ Sandwich size Ziploc Bags
- ☐ Gallon Size Ziploc Bags
- ☐ White address labels
- ☐ Colored Expo dry erase markers
- ☐ Black Expo markers
- ☐ Sharpie Markers
- ☐ Clear Package tape
- ☐ Stamp Pads
- ☐ I- Electric Class Sharpener

*Thank  
You!*



**AIRBASE K-8 Center**  
**World Languages Grades 1<sup>st</sup> - 5<sup>th</sup> Grade**  
**SCHOOL SUPPLIES 2022-2023**



Please label all supplies designated for World Language "World Languages

**FRENCH**

**Essential Supplies**

- Pencils
- 2 composition books
- A pair of scissors
- Glue stick
- Assorted color index cards
- Colored pencils or crayons
- A pencil case for World Language class (1<sup>st</sup> grade only)

**SPANISH AS A SECOND LANGUAGE**

- Pencils
- 2 composition books
- 1 red plastic duo tang folder
- Scissors and glue.
- Assorted color index cards
- Pencil sharpener
- Colored pencils or crayons
- A pencil case for Foreign Language class (1<sup>st</sup> grade only)

**SPANISH FOR SPANISH SPEAKERS**

- Pencils
- 2 composition books
- A 1 inch red view binder
- 1 packet of plastic sheet protectors
- Assorted color index cards
- A pencil case for Foreign Language class

**Wish List**

Kleenex  
Hand sanitizer  
Lysol Disinfectant Spray  
Baby wipes / Disinfecting wipes  
Ream of copy paper  
A packet of lined paper  
Dry erase markers  
Ziploc sandwich bags and / or gallon bags



# 2022-2023 Music Supply List

## **Required Classroom Materials (2-5th Grade):**

- Blue Music Folder
- Pencil
- Headphones/Earphones (No Bluetooth)
- Electronic Devices (4th and 5th Grade Only)

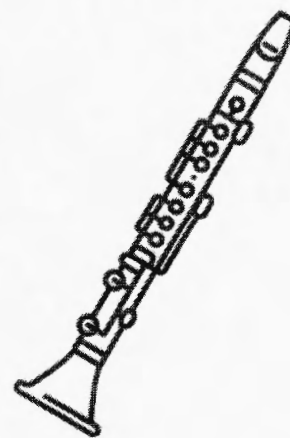
## **Required Classroom Materials (Kindergarten-1st Grade):**

- Headphones/Earphones (No Bluetooth)




## **Classroom Wish List (optional):**

- Hand Sanitizer
- Sanitizing Wipes
- Whiteboard Erasers
- Whiteboard Expo Markers
- Line Paper
- White Copy Paper
- Color Copy Paper
- Tissues
- Crayons
- Community Snacks



(individually wrapped items such as gummy bears, pretzels, fruit snacks, goldfish, starbursts, etc.)






## **Art supply list 2022- 2023:**

### **5h Grade:**

Pencil pouch, pencil, eraser, sharpener, markers, color pencils, glue stick, scissors

Sketchbook 8" 1/2 x 11" with spiral binding



### **4th Grade:**

Pencil pouch, pencil, eraser, sharpener, glue stick, color pencils or crayons, scissors, Lysol Disinfecting wipes

### **3rd Grade:**


Pencil pouch. pencil, eraser, sharpener, color pencils or crayons, Baby wipes

### **2nd Grade:**

Pencil pouch. pencil, eraser, sharpener, crayons, Baby wipes

### **1<sup>st</sup> Grade:**












Pencil pouch. pencil, eraser, sharpener, crayons, Baby wipes





# 1st Grade Summer Reading Log

Student Name: \_\_\_\_\_














At least one book per week.


Date	Book Title	Author	Rating
			
			
			
			
			
			
			
			
			
			
			





# 1st Grade Summer Reading Log

Date	Book Title	Author	Rating
			
			
			
			
			
			
			
			
			
			
			
			
			





# Technology Log

## i-Ready, myON, and Reflex Math


Your child should be working on these programs throughout the summer. Please have your child complete the following, in order to prepare your child for first grade: 30 minutes of i-Ready Reading a week, 30 minutes of i-Ready Math a week, 30 minutes of myON each week and one Reflex Math session each week until the green light appears. Students may access these technology programs by logging into their student portal.

Username: Student ID#

Password: Student's two digit birth month, two digit birth date, last two digit of birth year and initials in lowercase.

Date	Name of Technology Program	Minutes Logged On	Parent Initials

Student Name: \_\_\_\_\_



# Technology Log

i-Ready, myOn, and Reflex Math

Date	Name of Technology Program	Minutes Logged On	Parent Initials

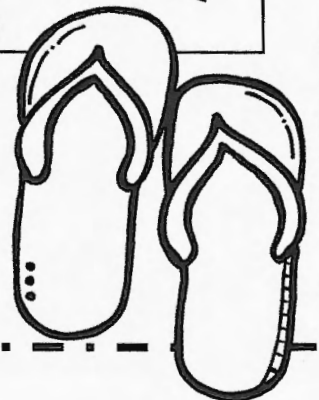
Student Name: \_\_\_\_\_

# HIGH FREQUENCY WORDS

Please make sure your child can read all these words quickly, to help them be excellent readers for first grade!

<b>I</b>	<b>can</b>	<b>the</b>	<b>we</b>	<b>see</b>
<b>a</b>	<b>have</b>	<b>am</b>	<b>like</b>	<b>big</b>
<b>in</b>	<b>out</b>	<b>so</b>	<b>my</b>	<b>with</b>
<b>jump</b>	<b>but</b>	<b>at</b>	<b>be</b>	<b>to</b>

<b>to</b>	<b>red</b>	<b>on</b>	<b>do</b>	<b>four</b>
<b>out</b>	<b>you</b>	<b>new</b>	<b>ride</b>	<b>go</b>
<b>blue</b>	<b>one</b>	<b>and</b>	<b>please</b>	<b>it</b>
<b>down</b>	<b>into</b>	<b>my</b>	<b>eat</b>	<b>that</b>
<b>are</b>	<b>no</b>	<b>old</b>	<b>he</b>	<b>away</b>






# HIGH FREQUENCY WORDS

with	who	keep	came	is
my	little	not	soon	she
was	must	now	yes	they
for	have	say	am	of
ran	went	said	want	black
brown	there	yellow	blue	red

this	get	will	for	me
make	just	that	what	know
from	help	too	could	has
play	ate	three	where	look
people	around	who	white	again
good	find	take	come	does




**Your child will be learning and reviewing these words throughout first grade.**

1. a
2. and
3. are
4. can
5. do
6. for
7. go
8. has
9. have
10. he
11. here
12. I
13. is
14. like
15. little
16. look
17. me
18. my
19. play
20. said
21. see
22. she
23. the
24. this
25. to
26. was
27. we
28. where
29. with
30. you
31. does
32. not
33. school
34. what
35. down
36. out
37. up
38. very
39. be
40. come
41. good
42. pull
43. fun
44. make
45. they
46. too

47. jump
48. move
49. run
50. two
51. again
52. help
53. new
54. there
55. use
56. could
57. live
58. one
59. then
60. three
61. eat
62. no
63. of
64. under
65. who
66. all
67. call
68. day
69. her
70. want
71. around
72. by
73. many
74. place
75. walk
76. away
77. now
78. some
79. today
80. way
81. why
82. green
83. grow
84. pretty
85. should
86. together
87. water
88. any
89. from
90. happy
91. once
92. so

93. upon
94. ago
95. boy
96. girl
97. how
98. old
99. people
100. after
101. buy
102. done
103. every
104. soon
105. work
106. about
107. animal
108. carry
109. eight
110. give
111. our
112. because
113. blue
114. into
115. or
116. other
117. small
118. find
119. food
120. more
121. over
122. start
123. warm
124. caught
125. flew
126. know
127. laugh
128. listen
129. were
130. found
131. hard
132. near
133. woman
134. would
135. write
136. four
137. large
138. none





# SUMMER



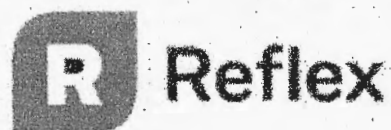
Student Name: \_\_\_\_\_

Below are 16 fun ideas for a summer school adventures. See how many you can complete throughout the summer months with your family! Attach pictures and writing to share with your first-grade class when you return to school. Color each box as you complete each activity.

<p><b>*Be Kind*</b></p> <p>Draw a detailed picture and give it to a neighbor.</p>	<p>Find 5 things outside that start with the first letter of your name. Draw and write about the item.</p>	<p>Build a reading fort using a blanket, a chair, and a table. Read a book in there.</p> <p>Title: _____</p>	<p>Use a flashlight and your hands to make shadow animals on a wall. What animals did you create?</p>
<p>Take a walk. As you're walking, tell a story about a frog, a rock, and a sailing boat.</p>	<p><b>*Be Kind*</b></p> <p>Call a family member you have not spoken to in a long time.</p>	<p>With an adult, search for a ladybug or any bug outside. Draw what it looks like.</p>	<p>Recycle all the paper, aluminum, and plastic you can today! Why is it important to recycle.</p>
<p>Make a paper airplane and fly it outside. Write or draw about your experience.</p>	<p>Imagine you lived on the moon. Draw what your house would look like?</p>	<p><b>*Be Kind*</b></p> <p>Write a kind note. Then, send or give it to someone special.</p>	<p>Ask an adult about what they were like as a child. Draw or write about what you learned.</p>
<p>Use chalk to create an outdoor mural. Draw or write about what you created.</p>	<p>When it is dark, go outside with an adult and look for stars. Write or draw about what you see.</p>	<p>Make a paper boat and float it in a sink. How many pennies can it hold?</p>	<p><b>*Be Kind*</b></p> <p>Help someone with a chore or job that is not their favorite.</p>



# SUMMER MATH CHALLENGE



Reflex

THURSDAY, JUNE 9 - SUNDAY, JULY 31, 2022

Top 5 grade level winners (1 winner in grades 1-5 and 1 overall winner from grades 6-8)

## PRIZES AWARDED INCLUDE:

Amazon Fire 10 HD Tablet and Reflex Math SWAG Bag for meeting all four categories:


1. **Highest Average Daily Use**
2. **Highest Green Light Percentages**
3. **Greatest Facts Gained**
4. **Greatest Facts Solved**

\*Previous winners are not eligible to win.

For more information contact [OlemaHerrera@dadeschools.net](mailto:OlemaHerrera@dadeschools.net)

Follow Us: @inst\_technology MDCPSAcademics Visit: [myON.com](http://myON.com)

**STUDENTS DO NOT NEED TO REGISTER TO PARTICIPATE**



## Summer Tips for Success with Reflex!

Dear Parents/Guardians,

Help your child avoid the “summer slide” and encourage them to use their Reflex account this summer! Reflex is an adaptive and individualized program that continuously monitors each student’s performance to create the optimal experience for every child. Reflex is a game-based program that helps students build fast and effortless recall of math facts. Research has shown that quick recall of math facts is critical for future success in mathematics.

☐ **Student Login is via M-DCPS Portal**

- Select the Reflex App Icon.
- Students will be taken directly into their accounts. No username or password required.

- ☐ Students are encouraged to login to **Reflex** math through their student portal at least 3 times a week and strive for the “**green light**” each time.

- ☐ Your child can utilize the **Reflex** math program from any device with internet access throughout the summer, including smartphones.

- ☐ **Reflex** helps students of all ability levels to develop fluency with their basic facts in addition, subtraction, multiplication and division.


- ☐ Encourage your child(ren) to participate in the **M-DCPS Reflex Summer Math Challenge**. No special registration required. Just login as usual, *Get the Green Light*, and have fun throughout the summer.

- ☐ Parents can easily monitor their child’s progress by creating a *Free Reflex Parent Account*. Use the instructions below to create your Parent Account.

### Parent Reporting Account Sign-Up


1. Go to [reflexmath.com/parents](http://reflexmath.com/parents)
2. Follow the onscreen instructions to get free access.
3. Once logged in, follow instructions to add your child.

### Your Child’s Login Information





# SUMMER READING CHALLENGE



**myON**  
by Renaissance®

**THURSDAY, JUNE 9 - SUNDAY, JULY 31, 2022**

**Top 10 myON readers in grades PreK-8  
will be recognized for meeting all three categories:**

1. Most "Time Spent Reading"
2. Score at least 70% on "Book Quizzes"
3. Demonstrate Lexile Level Growth

## PRIZES AWARDED INCLUDE:

**Top 3 District-wide Winners  
will be rewarded with a:**

**Apple iPad Mini\***

\*Previous winners are not eligible  
to win iPad.


**Top 10 Grade-level Winners  
One winner per grade level (PreK-8)  
will be rewarded with a:**

**\$50 Gift Certificate**

For more information contact [OlemaHerrera@dadeschools.net](mailto:OlemaHerrera@dadeschools.net)

Follow Us: @inst\_technology MDCPSAcademics Visit: [myON.com](http://myON.com)

**STUDENTS DO NOT NEED TO REGISTER TO PARTICIPATE**



Below are some additional ideas from District to enhance your Summer Reading. Please know the activities listed below all are optional.

### *Elementary Interactive Activities*


Grades K-2

The collection of grade-appropriate activities below may be used to enhance the summer reading experience for students. The activities are reflective of different learning styles and several of them focus on high-order tasks as required by Language Arts Florida Standards. Schools may use the following activities as listed or may modify them to meet specific student learning styles. The length of the assignment and the amount of time that will be required to complete should be considered when making summer reading assignments.

- Use Microsoft Forms via Office 365 to complete a digital weekly Reading Log on the books read.
- After reading a book select the 5 most important words in the book and explain why these words are important to the main idea(s) or information presented.
- Create a comic strip to summarize the book you have read.
- Draw a map of the book's setting. Explain the setting in two or three sentences below the picture.
- Create a picture timeline of all the events in the book, labeling each of the events to provide facts, definitions, or important points taking place.
- Create a poster about the book using one or two of the following media: finger- paint, watercolors, crayons, chalk, real materials. Write one to three sentences to explain your visual representation.
- Create a puppet, finger puppet, or draw a portrait about your favorite character. Write a sentence or two of what your character would say to the author.
- Cut out magazine pictures to make a collage or poster illustrating the central idea or theme of the book. Add descriptive words to convey the central idea or theme of the book.
- Write a friendly letter to the main character asking questions and reacting to the events in the story.
- Create a rebus summary (*a summary that uses pictures to represent words*) on one of the books you have read. Substitute pictures (that you draw or cut out) for some of the words you have used in the written summary your book.
- Create a PowerPoint presentation retelling the story using pictures only.







# SUMMER 305

**ENROLL NOW FOR SUMMER LEARNING FUN!**

*Free breakfast and lunch for all students  
Transportation provided to eligible students*

- Adventure Backpacks (PK-3)
  - Head Start/Early Headstart (3-4 years)
  - Smart Start Camps (K-8)
  - Visual & Performing Arts (K-12)
  - SPEAK UP! Summer Camp (6-12)
  - Entrepreneurs BIZCAMP (7-12)
  - Dual Enrollment (9-12)
  - Driver Education (15-18 years)
  - Summer Youth Internship Program (15-18 years)
  - E-Learning Toolbox via Student Portal
- And MORE!

**113**  
SCHOOLS

**EXCEL  
EXPERIENCE  
EXPLORE**

**5**  
WEEKS

TO LEARN MORE VISIT:  
**SUMMER305.DADESCHOOLS.NET**